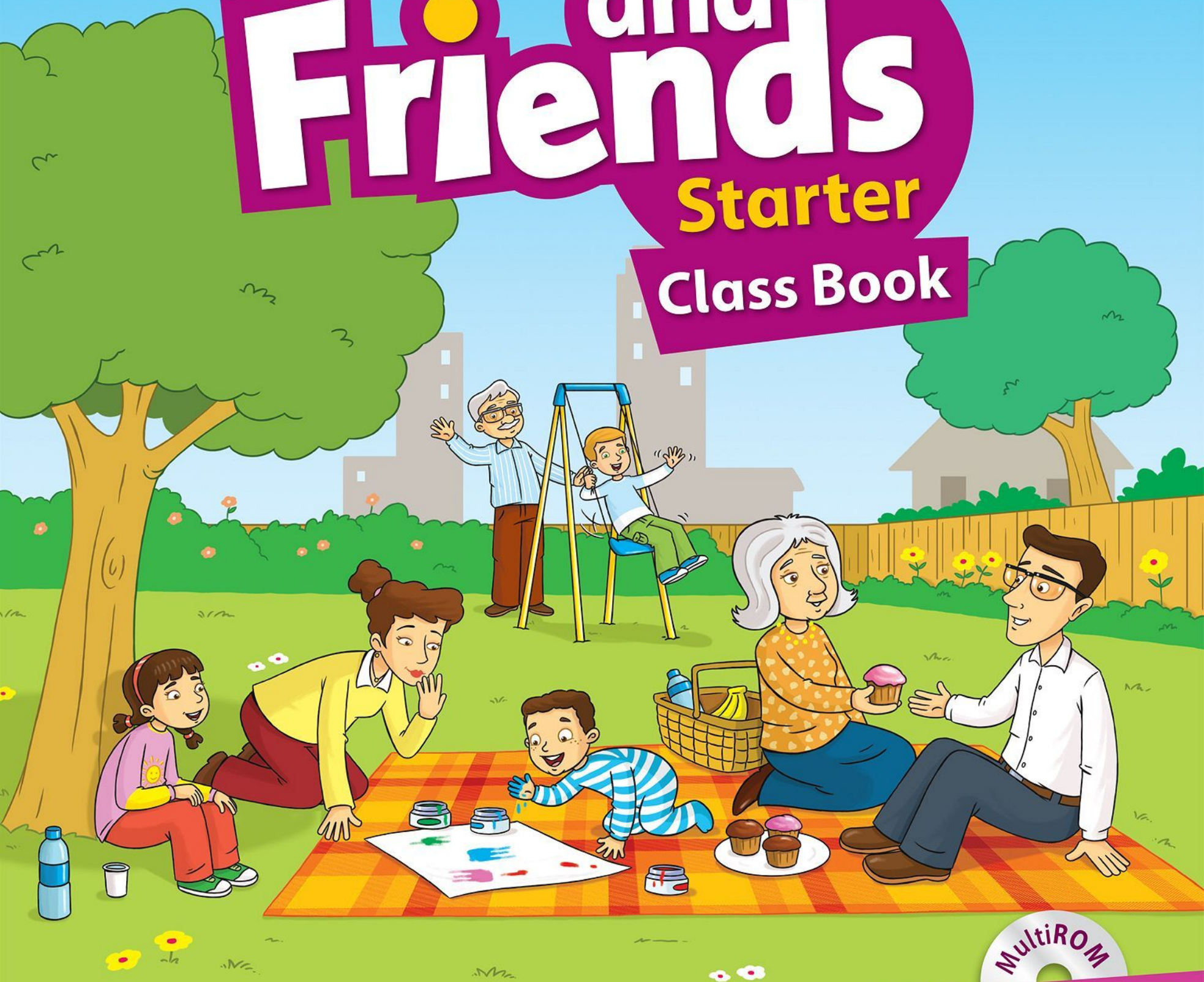


2nd Edition

Family and Friends

Starter

Class Book



MultiROM

with animated stories


OXFORD

Naomi Simmons

2nd Edition

Family and Friends

Starter
Class Book



Naomi Simmons

OXFORD
UNIVERSITY PRESS

Scope and sequence




	Words	Grammar and song	Sounds and letters	Numbers	Reading and writing skills
Starter: Hello! <p>p.4</p>	Character names Greetings	<i>What's your name? I'm Rosy.</i>	Aa apple, Annie Bb boy, bat	1, 2	Reading <ul style="list-style-type: none"> Left-to-right progression Visual discrimination Recognising sequences Writing <ul style="list-style-type: none"> Left-to-right progression Drawing verticals and horizontals Drawing long and short lines
1 What colour is it? <p>p.10</p>	Colours	<i>What colour is it? It's green.</i>	Cc cat, car Dd dog, duck	3, 4	Reading <ul style="list-style-type: none"> Left-to-right progression Visual discrimination Identifying the odd-one-out Writing <ul style="list-style-type: none"> Left-to-right progression Drawing diagonals, curves and curve sequences Drawing downstrokes (lines, curves and diagonals)
2 What's this? <p>p.16</p>	School things	<i>What's this? It's a notebook.</i>	Ee egg, elephant Ff fish, farm	5, 6	Reading <ul style="list-style-type: none"> Left-to-right progression Visual discrimination Identifying differences Writing <ul style="list-style-type: none"> Left-to-right progression Drawing large and small loops
3 Is it a plane? <p>p.22</p>	Toys	<i>Is it a plane? Yes, it is. No, it isn't.</i>	Gg girl, guitar Hh hat, horse Ii insect, ill	7, 8	Reading <ul style="list-style-type: none"> Left-to-right progression Visual discrimination Recognising fragments of a pattern Writing <ul style="list-style-type: none"> Left-to-right progression Drawing complex loops and pathways Drawing wave patterns
Values Time! 1 p.28 Be polite Project: a rainbow					
Review 1 p.30					
4 This is my mum! <p>p.32</p>	Family	<i>This is my mum.</i>	Jj jug, juice Kk kangaroo, key Ll lion, lollipop	9, 10	Reading <ul style="list-style-type: none"> Word recognition (identifying words that are the same) Matching words to pictures Reading simple sentence patterns Writing <ul style="list-style-type: none"> Word tracing (left to right) Guided word writing Completing simple sentence patterns with individual words

	Words	Grammar and song	Sounds and letters	Numbers	Reading and writing skills
5 He's happy! p.38	Feelings	he/she He's happy. She's cold.	Mm man, mango Nn nose, neck Oo orange, octopus	11, 12	Reading • Word recognition • Matching words to pictures • Reading simple sentence patterns Writing • Word tracing • Guided word writing • Completing simple sentence patterns with individual words
6 They're bears! p.44	Zoo animals	plurals with s What are they? They're bears.	Pp panda, pen Qq queen, quilt Rr river, rainbow	13, 14	Reading • Word recognition • Matching words to pictures • Reading simple sentence patterns Writing • Word tracing • Guided word writing • Completing simple sentence patterns with individual words
Values Time! 2 p.50	Share with others		Project: a family portrait		
Review 2 p.52					
7 Are they teachers? p.54	Jobs	Are they teachers? Yes, they are. No, they aren't.	Ss sofa, sock Tt towel, turtle Uu umbrella, up	15, 16	Reading • Word recognition • Reading simple sentences • Reading simple dialogues Writing • Word writing • Completing gap sentences • Writing simple full sentences
8 I've got a shirt! p.60	Clothes	I've got a shirt.	Vv violin, vase Ww woman, wall Xx box, fox	17, 18	Reading • Word recognition • Reading simple sentences • Reading simple dialogues Writing • Word writing • Completing gap sentences • Writing simple full sentences
9 I like plums! p.66	Food and drink	I like plums. I don't like raisins.	Yy yogurt, yo-yo Zz zebra, zoo	19, 20	Reading • Word recognition • Reading simple sentences • Reading simple dialogues Writing • Word writing • Completing gap sentences • Writing simple full sentences
Values Time! 3 p.72	Be kind to animals		Project: an animal book		
Review 3 p.74					
Culture p.76	Food				
Picture dictionary p.78					

Lesson One Words

1 Listen, point and repeat.  03

2 Listen and chant.  04



3 Point and say. Stick the stickers. 




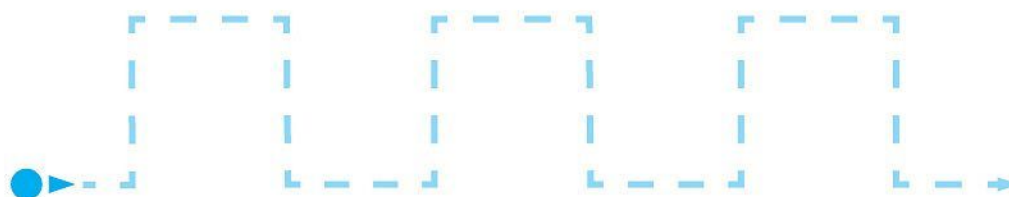
1 Listen and repeat.  05

2 Listen and sing.  06

Let's sing!

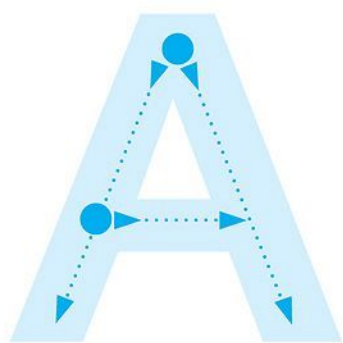


3 Trace the lines and say.



Lesson Three Sounds and letters

1 Listen, trace and point. Repeat.  07



apple



Annie



2 Listen and chant.  08

3 Stick. Then circle and say. 



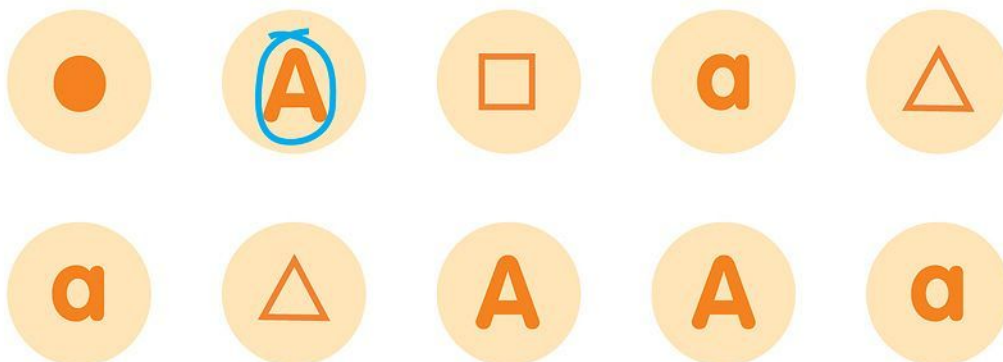

a

Apple

A

Annie

4 Circle the letter Aa.



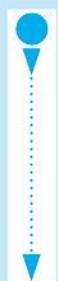
Complete the writing task on page 78 of the Workbook.

page
78

1 Listen, trace and repeat.  09

2 Point and sing.  10

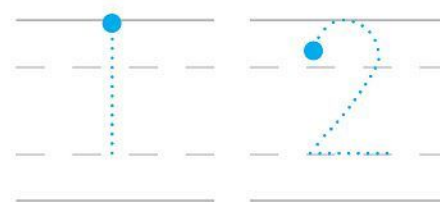
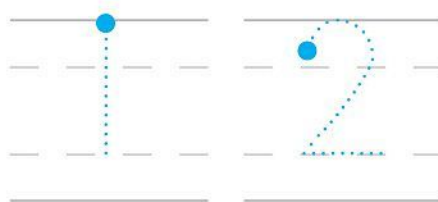


Let's sing! 



one


two

3 Count and trace the correct number.



4 Circle the apples and say.

2



2



1

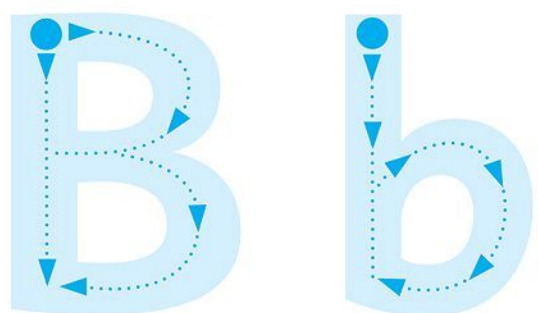


1



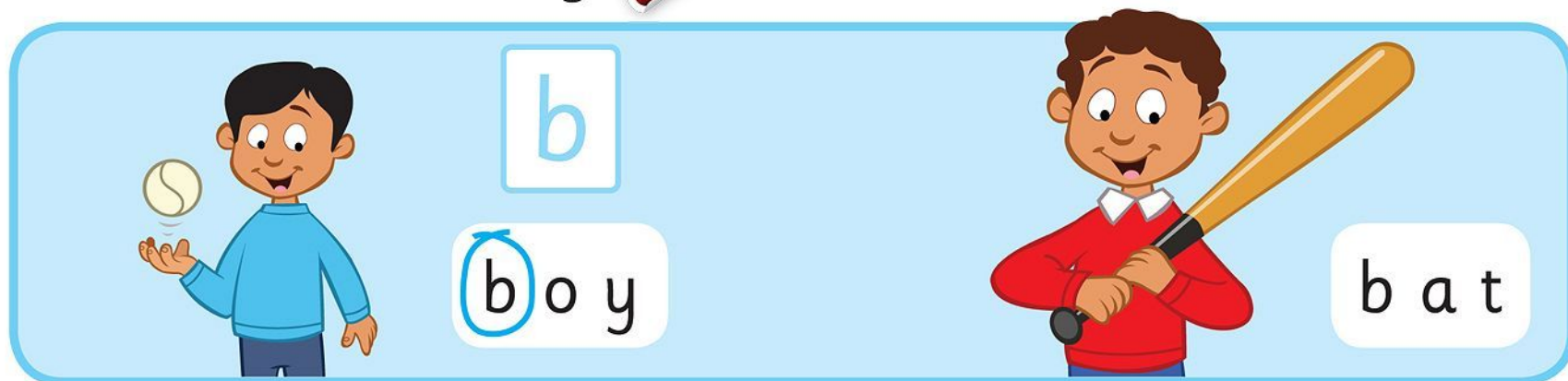
Lesson Five Sounds and letters

1 Listen, trace and point. Repeat.  11

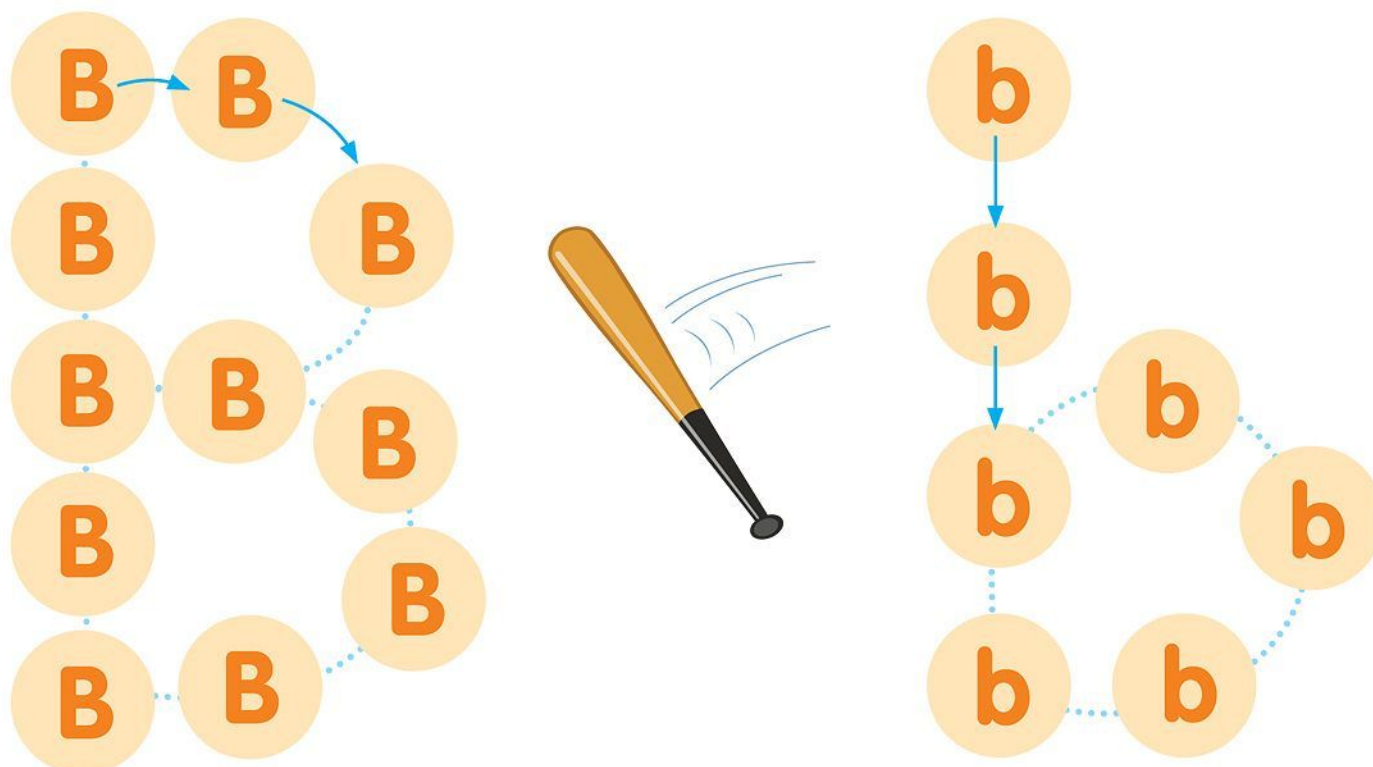


2 Listen and chant.  12

3 Stick. Then circle and say. 




4 Join the letter Bb.



Complete the writing task on page 78 of the Workbook.

page
78

- 1 Point and say.
- 2 Listen to the story.  13
- 3 Listen and act.



Watch the MultiROM! ▶

I'm Billy!





1

What colour is it?

Lesson One Words

1 Listen, point and repeat.  14

2 Listen and chant.  15



3 Point and say. Stick the stickers. 



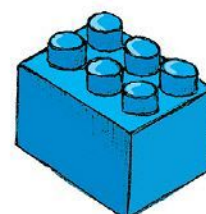

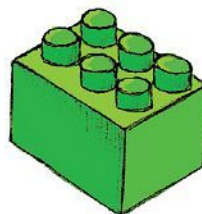

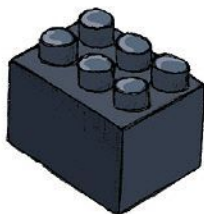

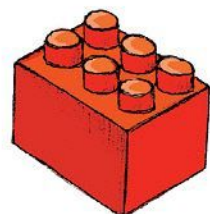
1 Listen and repeat.  16

2 Listen and sing.  17

Let's sing!

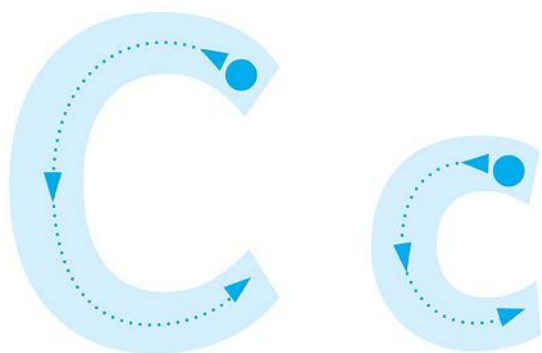


3 Trace the lines and say.



Lesson Three Sounds and letters

1 Listen, trace and point. Repeat.  18

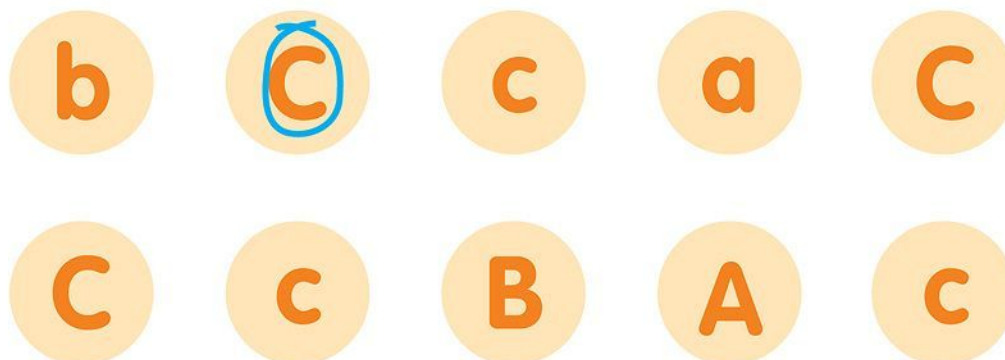


2 Listen and chant.  19

3 Stick. Then circle and say. 



4 Circle the letter Cc.





Complete the writing task on page 78 of the Workbook.

page
78

1 Listen, trace and repeat.  20

2 Point and sing.  21


Let's sing! 



three

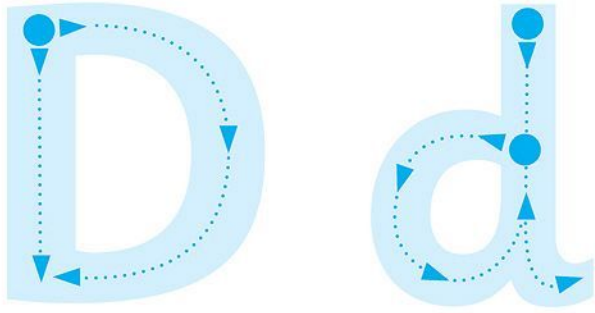
four

3 Count and say.



Lesson Five Sounds and letters

1 Listen, trace and point. Repeat.  22




dog



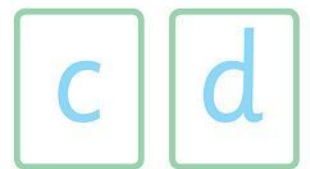



duck



2 Listen and chant.  23




3 Stick and say. 



Complete the writing task on page 78 of the Workbook.

page
78

- 1 Point and say.
- 2 Listen to the story.  24
- 3 Listen and act.



Watch the MultiROM! ▶

What colour is it?





2

What's this?


Lesson One Words

1 Listen, point and repeat.  25

2 Listen and chant.  26



3 Point and say. Stick the stickers. 




1 Listen and repeat.  27

2 Listen and sing.  28


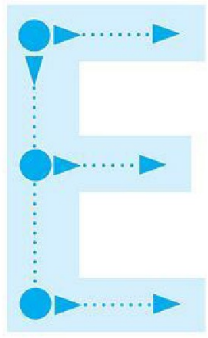
Let's sing!



3 Help Rosy and Tim. Trace the lines and say.




1 Listen, trace and point. Repeat.  29



2 Listen and chant.  30


3 Stick. Then circle the beginning e sound and say. 



E e g g


Ellie the e lephant

4 Join the letter Ee. Help Ellie find the egg.



e a c E d a

b E e a e E



Complete the writing task on page 78 of the Workbook.



1 Listen, trace and repeat.  31

2 Point and sing.  32

Let's sing!



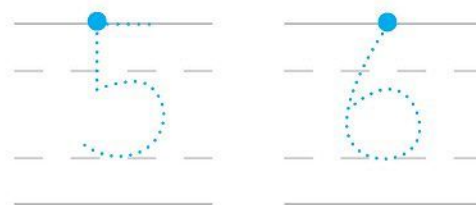
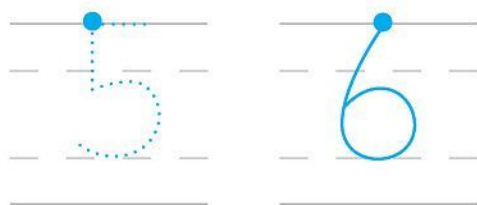

five

six

3 Circle the differences.

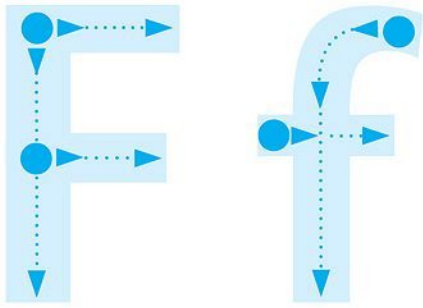


4 Count and trace the correct number.




Lesson Five Sounds and letters

1 Listen, trace and point. Repeat.  33



2 Listen and chant.  34



3 Stick and say. 



e f


e f

e f

e f

Complete the writing task on page 78 of the Workbook.

page
78

- 1 Point and say.
- 2 Listen to the story.  35
- 3 Listen and act.



Watch the MultiROM! ▶

It's a train!






3

Is it a plane?

Lesson One Words

1 Listen, point and repeat.  36

2 Listen and chant.  37



3 Point and say. Stick the stickers. 









1 Listen and repeat.  38

2 Listen and sing.  39

Let's sing!



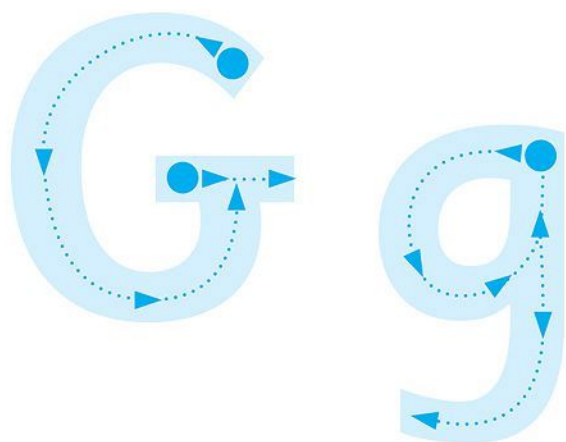
3 Match, ask and answer.



Is it a balloon? Yes, it is. No, it isn't.

Lesson Three Sounds and letters

1 Listen, trace and point. Repeat.  40



girl



guitar




2 Listen and chant.  41

3 Stick. Then circle and say. 



4 Join the letter Gg. Help the girl find the guitar.




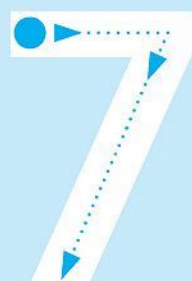
Complete the writing task on page 78 of the Workbook.

page
78

1 Listen, trace and repeat.  42

2 Point and sing.  43


Let's sing!



seven

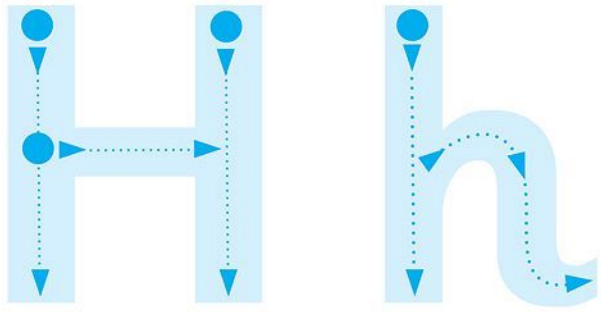
eight

3 Find, circle and say. 8 cars, 7 balloons.



Lesson Five Sounds and letters

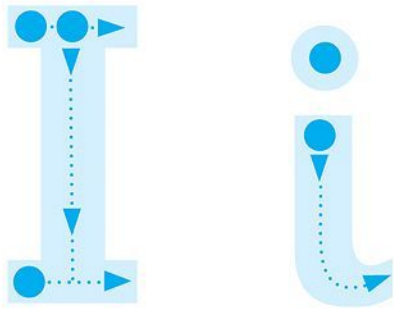
1 Listen, trace and point. Repeat.  44



hat



horse



insect




ill



2 Listen and chant.  45




3 Stick and say. 



Complete the writing task on pages 78–79 of the Workbook.


pages
78–79

- 1 Point and say.
- 2 Listen to the story.  46
- 3 Listen and act.



Watch the MultiROM! ▶

Is it a robot?





Values Time! ①

Everyday English

Be polite

1 Listen and say. 🎧 47



2 Listen and point. 🎧 48



3 Now point and say.




Green, please.

Thank you.

Here you are.



1 Listen, point and repeat.  49



2 Listen and chant.  50



3 Point and say.



Purple, please.

Thank you.

Here you are.



4 Make a rainbow and say.



1 Listen and repeat. Find and circle.  51



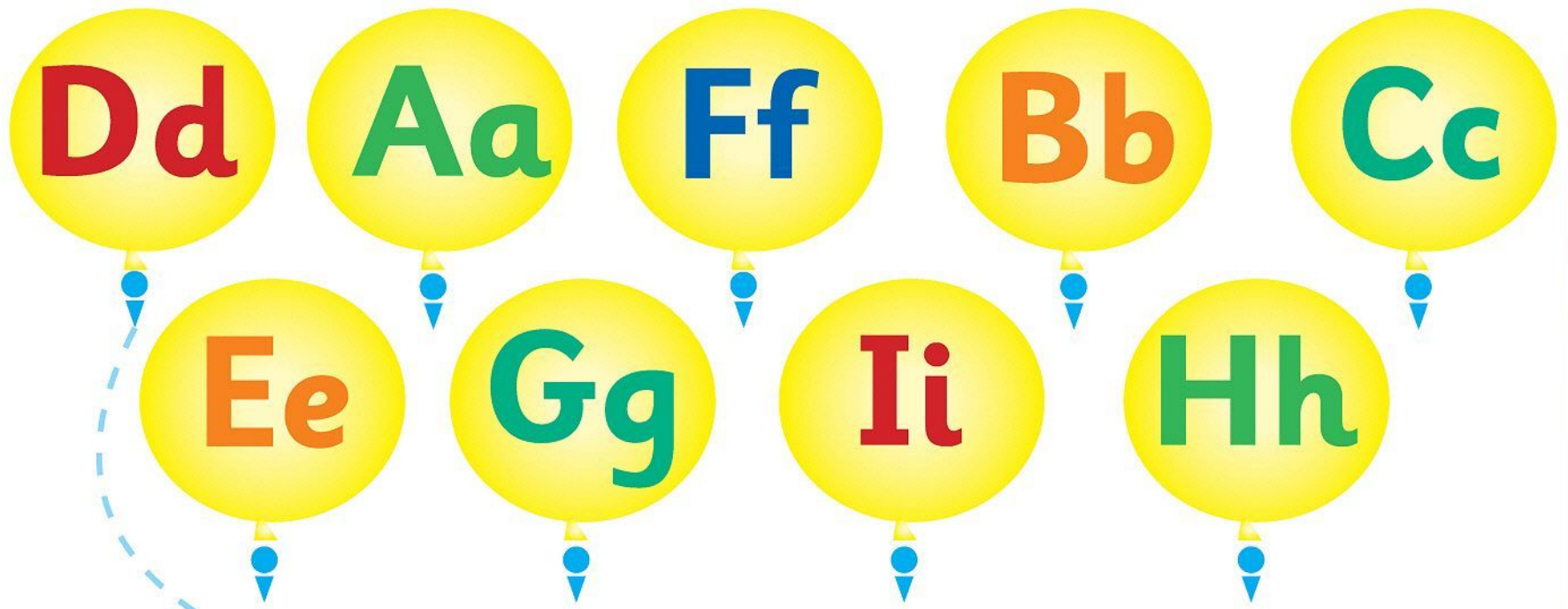


2 Ask and answer.

Is it a notebook?

Yes, it is.

3 Match the letter sound to the correct picture.



4 Point and say.

5 Look and colour.

My work in Starter Unit and Units 1, 2 and 3 is



OK



Good



Excellent

Lesson One Words

1 Listen, point and repeat.  52

2 Listen and chant.  53



mum



dad



brother



sister




grandpa



grandma

3 Point and say. Stick the stickers. 



grandpa

mum

grandma

sister

dad

brother

1 Listen and repeat.  54

2 Listen and sing.  55

Let's sing!



3 Match the pictures to the words and say.



• sister

• mum

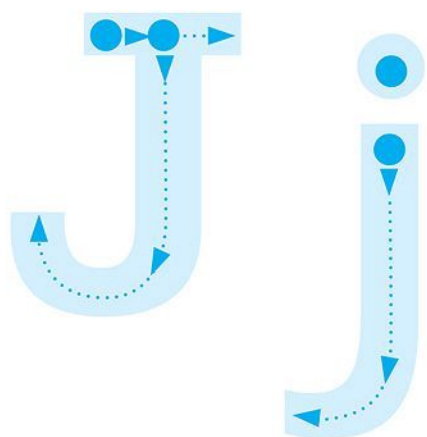
• dad

• grandpa

• grandma

Lesson Three Sounds and letters

1 Listen, trace and point. Repeat.  56



2 Listen and chant.  57

3 Stick. Then circle and say. 


J

j



J u i c e i n a j u g .

4 Join the letter Jj. Put the juice in the jug.



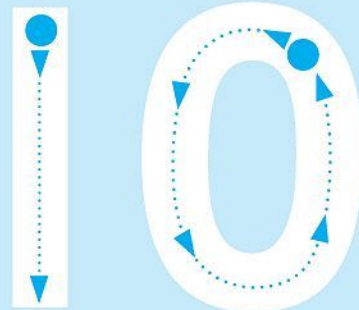
Complete the writing task on page 79 of the Workbook.

page

79

- 1 Listen, trace and repeat.  58
- 2 Point and sing.  59

Let's sing!



nine

ten

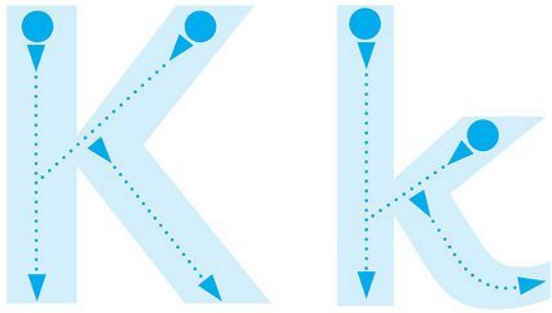
- 3 Count and say. Then write the number.

mums dads boys girls



Lesson Five Sounds and letters

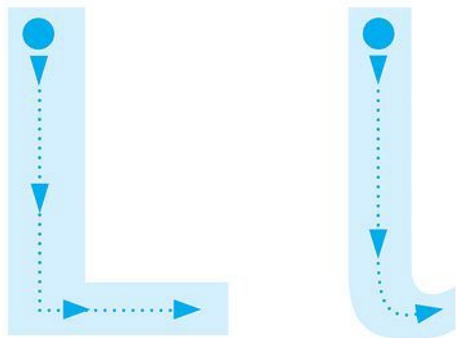
1 Listen, trace and point. Repeat.  60



kangaroo



key



lion



lollipop



2 Listen and chant.  61

3 Stick and say. 




4 Circle the letters *Kk* and *Ll*.

Katy is a kangaroo. She has got a key.
Look at the lion with a lollipop.

Complete the writing task on page 79 of the Workbook.

page

79

- 1 Listen to the story.  62
- 2 Read and say.
- 3 Listen again and repeat. Act.



Watch the MultiROM! ▶

My brother!



This is my grandpa.



This is my mum.



This is my brother.

5

He's happy!

Lesson One Words

1 Listen, point and repeat.  63

2 Listen and chant.  64



happy



sad



hungry



thirsty




hot



cold

3 Point and say. Stick the stickers. 



1 Listen and repeat.  65

2 Listen and sing.  66

Let's sing!



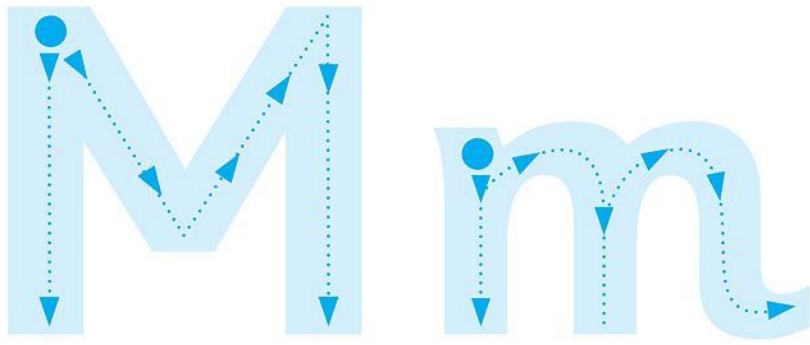
3 Point and say the differences.

She's sad.

She's happy.


Lesson Three Sounds and letters

1 Listen, trace and point. Repeat.  67




2 Listen and chant.  68

3 Stick. Then circle and say. 



A man eats
a mango.

4 Join the letter *Mm*. Help the man find the mango.



M	h	D	A	b	m
c	m	M	k	M	j
E	G	f	m	H	k


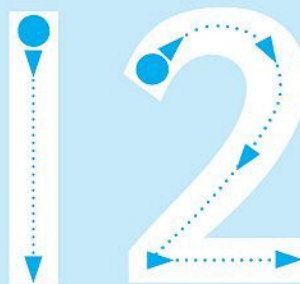
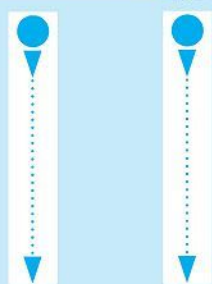


Complete the writing task on page 79 of the Workbook.



- 1 Listen, trace and repeat.  69
- 2 Point and sing.  70

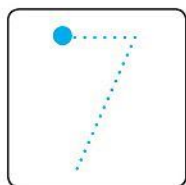


Let's sing!




eleven

twelve


- 3 Count and add.




+



=



+

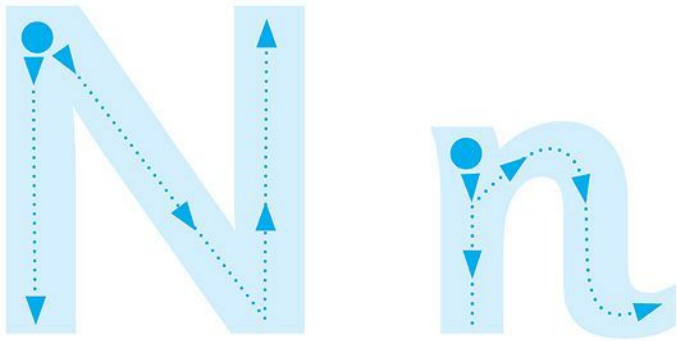


=



Lesson Five Sounds and letters

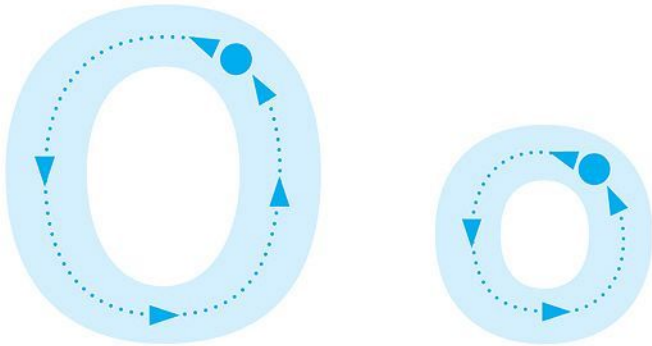
1 Listen, trace and point. Repeat.  71



nose



neck



orange




octopus



2 Listen and chant.  72

3 Stick and say. 



4 Circle the letters *Nn* and *Oo*.


I'm Nellie. This is my nose and my neck.
I'm Ollie. This is my octopus.

Complete the writing task on page 79 of the Workbook.

page

79

Unit 5 *Nn* – nose, neck; *Oo* – orange, octopus

- 1 Listen to the story.  73
- 2 Read and say.
- 3 Listen again and repeat. Act.



Watch the MultiROM! ▶

She's hungry!



She's happy.



He's sad.



She's hungry.



6

They're bears!

Lesson One Words

1 Listen, point and repeat.  74


2 Listen and chant.  75




bird



bear



hippo



crocodile





tiger

3 Point and say. Stick the stickers. 



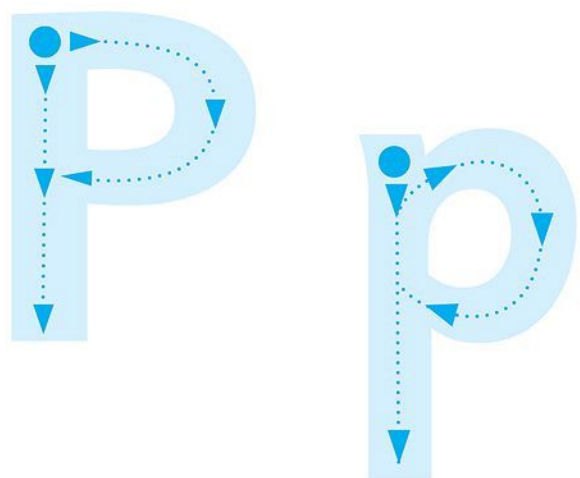
- 1 Listen and repeat.  76
- 2 Listen and sing.  77
- 3 Point and say. Tick (✓) the missing piece of the jigsaw.

Let's sing!



Lesson Three Sounds and letters

1 Listen, trace and point. Repeat.  78



panda






pen



2 Listen and chant.  79


3 Stick. Then circle and say. 



Polly is a panda.
She has got a pen.

4 Colour the letter Pp.





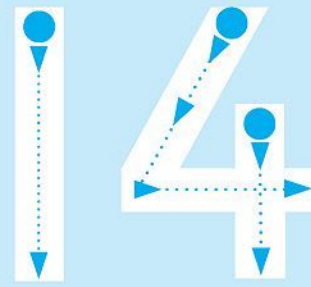

Complete the writing task on page 79 of the Workbook.

page

79

- 1 Listen, trace and repeat.  80
- 2 Point and sing.  81

Let's sing!



thirteen

fourteen


- 3 Count and say. Then write the number.

pandas

bears

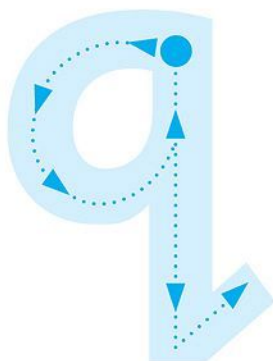

lions

hippos



Lesson Five Sounds and letters


1 Listen, trace and point. Repeat.  82



queen



quilt



river



rainbow



2 Listen and chant.  83

3 Stick and say. 



4 Circle the letters *Qq* and *Rr*.


The queen has got a quilt.

Look at the rainbow. Look at the river.

Complete the writing task on pages 79–80 of the Workbook.

pages

79–80

- 1 Listen to the story.  84
- 2 Read and say.
- 3 Listen again and repeat. Act.



Watch the MultiROM! ▶

They're tigers!



They're crocodiles.



They're birds.



They're tigers.




They're boys.

Values Time! ②

Everyday English

Share
with
others

1 Listen, read and say.  85



Here, share my crayons.



Thank you.



You're welcome.

2 Listen and number.  86



3 Now point and say.



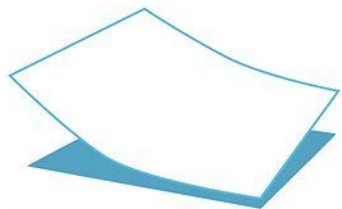
Share my desk.

You're welcome.




Thank you.

1 Listen, point and repeat.  87



paper



scissors

2 Listen and chant.  88



glue



paint

3 Point and say.



Share my paper.

You're welcome.



Thank you.

4 Make a family portrait and say.




Colour.



Cut out.



Draw.



This is my mum.

Say.

1 Read and match.

1 This is my mum.




2 He's happy.

3 She's cold.

4 They're bears.

5 This is my grandpa.

6 They're birds.



2 Point and say.

This is my dad.

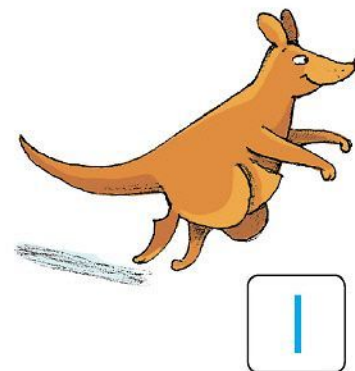

He's thirsty.

They're hippos.



3 Match the letter sound to the correct picture.

1 **Kk**



2 **Jj**

3 **Oo**

4 **Rr**



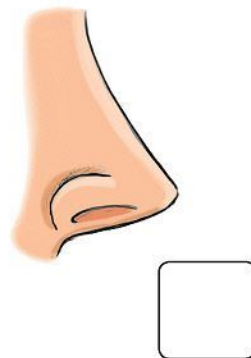

5 **Mm**

6 **Ll**

7 **Qq**

8 **Pp**

9 **Nn**



4 Point and say.

5 Look and colour.

My work in Units 4, 5 and 6 is



OK



Good



Excellent

7

Are they teachers?


Lesson One Words

1 Listen, point and repeat.  89

2 Listen and chant.  90



pupil



teacher



waiter




vet



builder

3 Point and say. Stick the stickers. 



1 Look and say.

Let's learn!






Are they builders?
Yes, they are.



Are they waiters?
No, they aren't.

2 Listen and sing. 91

Let's sing!




3 Match, ask and answer.

Are they waiters?

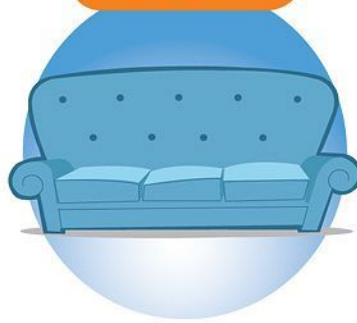
Yes, they are.

Lesson Three Sounds and letters

1 Listen, trace and point. Repeat.  92



sofa



sock



2 Listen and chant.  93

3 Stick. Then circle the beginning s sound and say. 

S



There's a **s**ock
on the **s**ofa.

4 Circle the words that begin with Ss.

pen

sofa

river

sock

sister

lion

sad

mango

nose

hat

snake



Complete the writing task on page 80 of the Workbook.

page



80

- 1 Listen, trace and repeat.  94
- 2 Point and sing.  95

Let's sing!

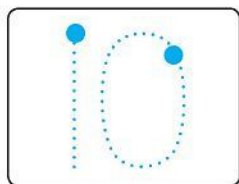


fifteen



sixteen

- 3 Count and add.



+



=



+

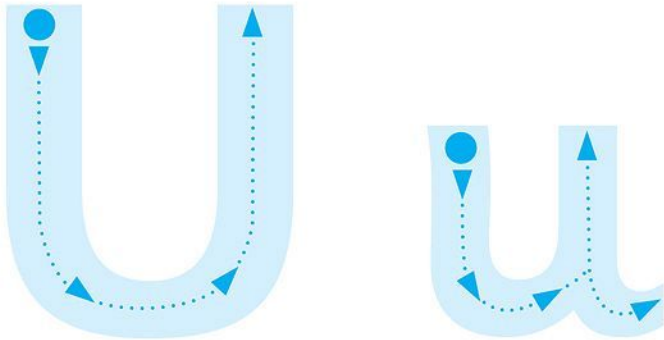

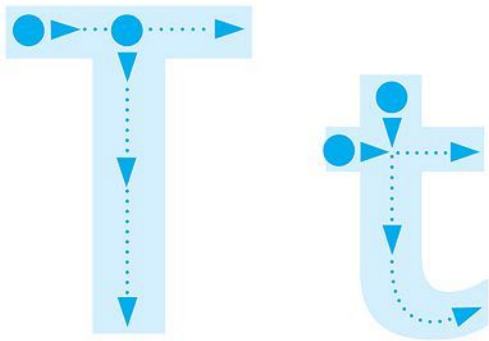


=





Lesson Five Sounds and letters

1 Listen, trace and point. Repeat.  96



2 Listen and chant.  97

3 Stick and say. 



4 Circle the letters *Tt* and *Uu*.

Look at at the turtle. It has got a towel.
Look at the umbrella. It goes up.

Complete the writing task on page 80 of the Workbook.

page

80



- 1 Listen and read.  98
- 2 Read and say.
- 3 Listen again and repeat. Act.



Watch the MultiROM! ▶



Are they pupils?



Lesson One Words

1 Listen, point and repeat.  99

2 Listen and chant.  100



jumper



shirt



jacket



hat



belt

3 Point and say. Stick the stickers. 



1 Look and say.

Let's learn!



I've got a jacket.



I've got a jumper.

2 Listen and sing.  101

Let's sing! 

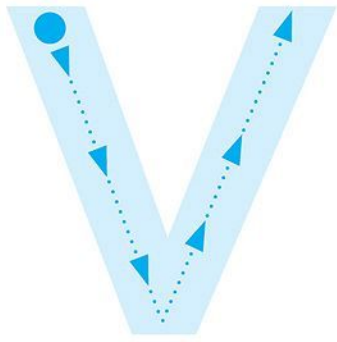


3 Point and say.

I've got a hat.

Lesson Three Sounds and letters

1 Listen, trace and point. Repeat.  102



violin



vase



2 Listen and chant.  103

3 Stick. Then circle the beginning v sound and say. 



I'm **V**ictor.

I've got a **v**iolin.

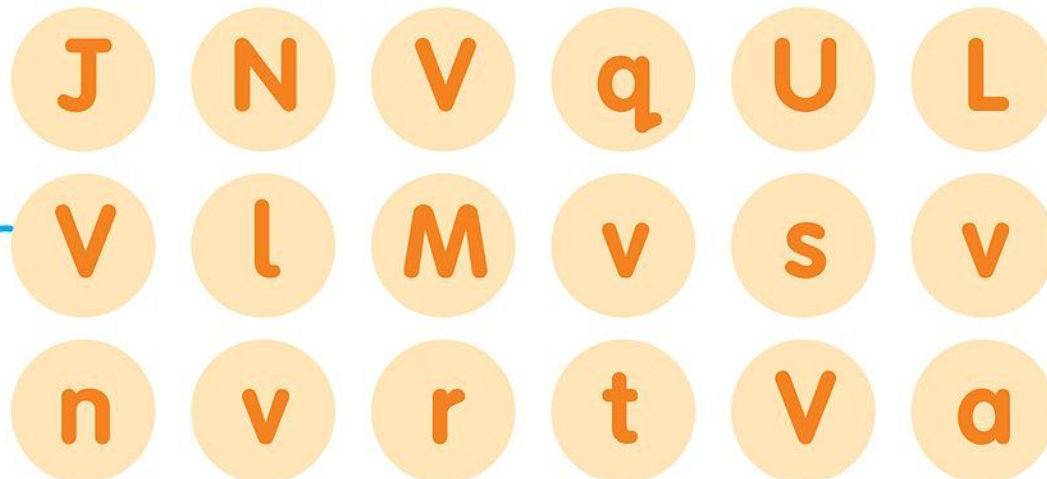


I'm **V**icky.

I've got a **v**ase.



4 Join the letter Vv. Help Victor find the violin.



Complete the writing task on page 80 of the Workbook.

page

80

- 1 Listen, trace and repeat.  104
- 2 Point and sing.  105

Let's sing!



17


18



seventeen


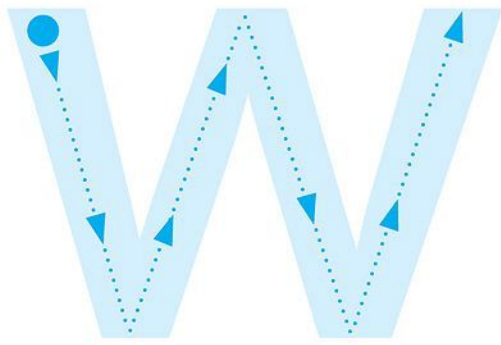
eighteen

- 3 Circle and say. 17 jumpers, 18 shirts.



Lesson Five Sounds and letters

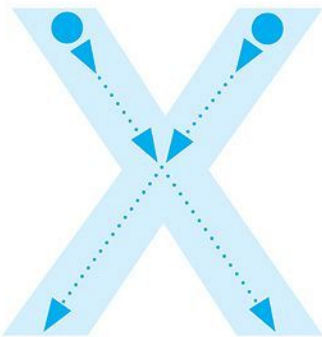

1 Listen, trace and point. Repeat.  106



woman



wall



box




fox



2 Listen and chant.  107

3 Stick and say. 



4 Circle the letters Ww and Xx.


She's a woman. It's a wall.

What's this? It's a box. It's a fox.

Complete the writing task on page 80 of the Workbook.

page


80

- 1 Listen and read.  108
- 2 Read and say.
- 3 Listen again and repeat. Act.



Watch the MultiROM! ▶

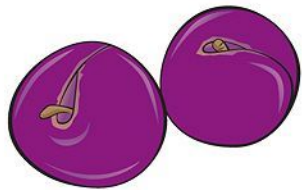
I've got a hat!




Lesson One Words

1 Listen, point and repeat.  1092 Listen and chant.  110

raisins



plums



crisps



cakes



milkshake

3 Point and say. Stick the stickers. 

1 Look and say.

Let's learn!







I like raisins.



I don't like crisps.

2 Listen and sing. 111

Let's sing!



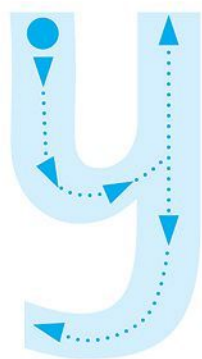
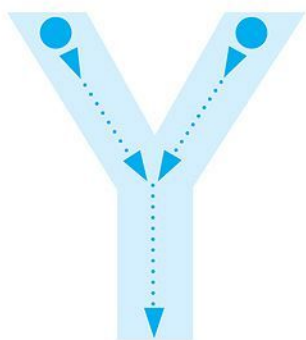
3 Point and say.

I like raisins.

I don't like cakes.

Lesson Three Sounds and letters

1 Listen, trace and point. Repeat.  112



yogurt



yo-yo



2 Listen and chant.  113

3 Stick. Then circle the beginning *y* sound and say. 

y



I like **y**ogurt.

I like my **y**o-yo.



4 Circle the words that begin with *Yy*.

umbrella

yes

yo-yo

nose

girl

yellow

juice

yogurt

you

panda


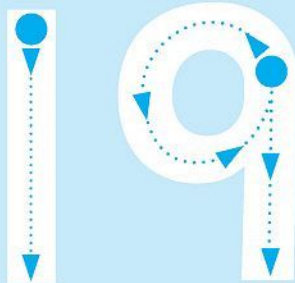
Complete the writing task on page 80 of the Workbook.

page

80

- 1 Listen, trace and repeat.  114
- 2 Point and sing.  115

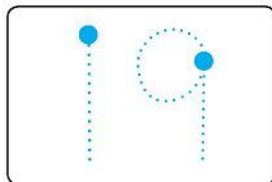
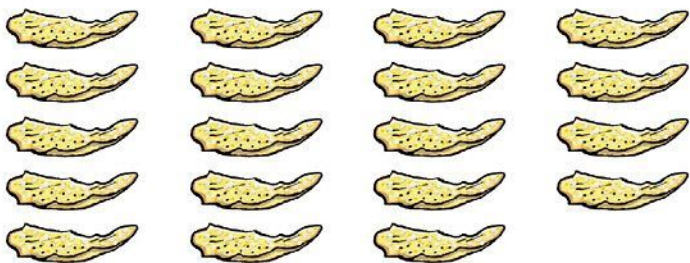
Let's sing!



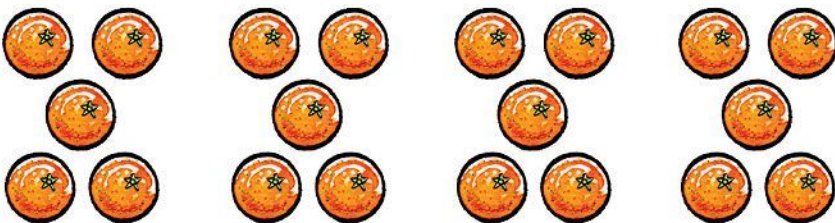
nineteen

twenty

- 3 Count and take away.



$$19 - 4 = \square$$

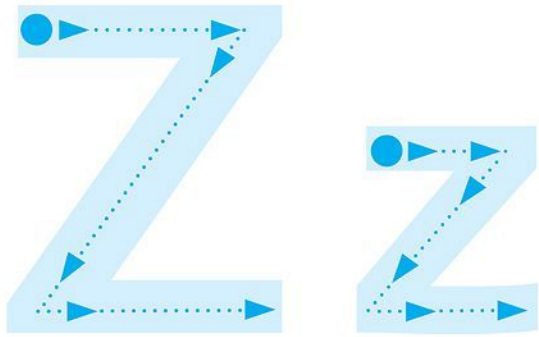


$$15 - 3 = \square$$



Lesson Five Sounds and letters


1 Listen, trace and point. Repeat.  116



zebra






ZOO



2 Listen and chant.  117

3 Stick and say. 



4 Circle the letter Zz.


Zebra, zebra at the zoo.

'Z', says the zebra at the zoo.

Complete the writing task on page 80 of the Workbook.

page


80

- 1 Listen and read.  118
- 2 Read and say.
- 3 Listen again and repeat. Act.



Watch the MultiROM! ▶

I like cakes!



Values Time! 3

Everyday English

Be kind
to
animals

1 Listen, read and say.  119



James, be kind to the cat.



Yes, OK. Sorry, Kate.

2 Listen and number.  120



3 Now point and say.



Be kind to the ducks.




Yes, OK.

1 Listen, point and repeat.  121



2 Listen and chant.  122



3 Point and say.



Be kind to the goat.

Yes, OK.



4 Make an animal book and say.




Colour.



Write.



Fold.



I like cats.

Say.

1 Circle the odd-one-out. Write.

1



waiter



vet



jacket



builder

jacket

2



shirt



cake




hat




belt

3



apple



mango



plum



eighteen

4



jumper



fifteen



sixteen




seventeen


5



zebra



fox



turtle



crisps




2 Point and say.

I've got a shirt.

I like cakes.

I don't like crisps.

3 Circle the beginning sound.



w **u** x

s z t

z y v

u z w

t y s


s t w

4 Complete the words.

s ~~w~~ x t y v



woman



 ogurt




fo



 ase



 ock



 urtle

5 Look and colour.

My work in Units 7, 8 and 9 is



OK



Good



Excellent

Food

1 Listen, point and repeat.  123



ice cream



ice lolly



sandwich



banana

2 Listen and number.  124

1 An ice cream, please.


2 I like oranges.

3 I've got a sandwich.

4 I like bananas.

5 I've got an ice lolly.

6 Here, share my crisps.





3 Listen and sing.  125

Let's sing! 



Look and say.

Starter



Rosy



Tim



Billy



hello



goodbye

Unit 1



red



green



blue



black



white

Unit 2



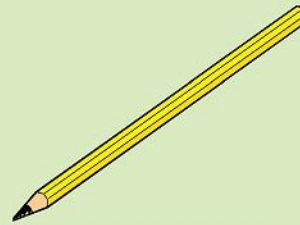
desk




chair



crayon



pencil




notebook


Unit 3




plane



puppet



robot



balloon



teddy

Values Time! 1



purple



yellow



orange



brown

Unit 4



mum



dad



brother



sister



grandpa




grandma

Unit 5



happy



sad



hungry



thirsty



hot



cold


Unit 6



bird



bear



hippo



crocodile



tiger

Values Time! 2



paper



scissors



glue

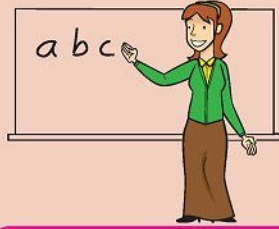


paint

Unit 7



pupil



teacher



waiter



vet



builder

Unit 8



jumper



shirt



jacket



hat

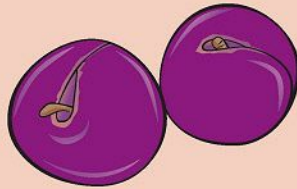


belt

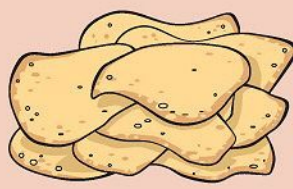
Unit 9



raisins



plums



crisps



cakes



milkshake

Values Time! 3



goat



hen



sheep



cow

Culture



ice cream



ice lolly



sandwich



banana

Great Clarendon Street, Oxford, OX2 6DP, United Kingdom

Oxford University Press is a department of the University of Oxford.
It furthers the University's objective of excellence in research, scholarship,
and education by publishing worldwide. Oxford is a registered trade
mark of Oxford University Press in the UK and in certain other countries

© Oxford University Press 2014

The moral rights of the author have been asserted

eBook Edition

ISBN: 978 0 19 480965 8 Interactive ebook

ISBN: 978 0 19 480967 2 Interactive ebook – app version

First published in 2014

No copying or file sharing

This digital publication is protected by international copyright laws.
No part of this digital publication may be reproduced, modified, adapted,
stored in a retrieval system, or transmitted, in any form or by any means,
to any other person or company without the prior permission in writing
of Oxford University Press, or as expressly permitted by law. Enquiries
concerning reproduction outside the scope of the above should be sent to
the ELT Rights Department, Oxford University Press, at the address above
You must not modify, adapt, copy, store, transfer or circulate the contents
of this publication under any other branding or as part of any other product.
You may not print out material for any commercial purpose or resale
Any websites referred to in this publication are in the public domain and
their addresses are provided by Oxford University Press for information only.
Oxford University Press disclaims all and any responsibility for the content
of such websites

ACKNOWLEDGEMENTS

Illustrations by: Barbara Bongini/The Organisation pp.11, 17 (song), 23, 31
(Ex. 2), 33 (song), 39, 45, 53 (Ex. 3), 55 (Ex. 2), 61 (Ex. 2), 67 (Ex. 2), 74, 75, 77;
Simon Clare pp.6, 8, 12, 14, 18, 20, 24, 26, 29 (banner), 34, 36, 40, 42, 46,
48, 49 (banner), 56, 58, 62, 64, 68, 70, 69 (banner); Andy Hamilton pp.10
(Ex. 2), 16 (Ex. 2), 22 (Ex. 2), 28 (banner), 29, 38 (Ex. 2), 44 (Ex. 2), 48 (banner
parrot and alligator), 51, 54 (Ex. 2), 60 (Ex. 2), 66 (Ex. 2), 68 (banner), 73, 78
(Unit 1–3, Values Time! 1), 79 (Unit 5–6, Values Time! 2), 80 (Unit 7–9); Dusan
Pavlic/Beehive Illustration pp.28, 50, 72; Jorge Santillan/Beehive Illustration:
activities pp.29, 51, 73; Christos Skaltsas pp.4, 5, 9, 10 (Ex. 3), 15, 16 (Ex. 3),
17 (Ex. 3), 21, 22 (Ex. 3), 27, 30, 32, 33 (Ex. 3), 37, 38 (Ex. 3), 43, 44 (Ex. 3), 49,
52, 54 (Ex. 3), 55 (Ex. 1), 59, 60 (Ex. 3), 61 (Ex. 1), 65, 66 (Ex. 3), 67 (Ex. 1), 71, 78
(Starter Unit), 79 (Unit 4), 80 (Rosie), Stickers; Lisa Smith/Sylvie Poggio Artists
Agency pp.7, 13, 19, 25, 35, 41, 47, 57, 63, 69.

Commissioned photography by: Graham Alder at MM Studios pp.28, 29, 50, 72;
Gareth Boden pp.51, 73.

*The publisher would like to thank the following for their kind permission to reproduce
photographs and other copyright material:* Alamy pp.76 (ice cream/foodfolio), 80
(ice cream/foodfolio); Shutterstock pp.51 (paints), 76 (ice lolly/Carlos Caetano),
80 (ice lolly/Carlos Caetano); Oxford University Press pp.76 (sandwich/
Barbara Ayrapetyan), (banana/Thinkstock), 80 (sandwich/Barbara Ayrapetyan),
(banana/Thinkstock).

Animations by: GS animations.

2nd Edition Family and Friends


Support and development for the whole child

The first level of the internationally best-selling Family and Friends series, **Family and Friends Starter** quickly takes learners from recognising and tracing letters to reading and writing simple sentences with confidence.

The 2nd Edition now brings you:

- NEW** Interactive online practice you can assign and track
- NEW** Values and civic education lessons for developing social skills
- NEW** Additional craft projects, culture pages, songs and chants for more active learning

For students




Class Book
with Student MultiROM



Workbook
with or without Online Practice

For teachers



Teacher's Book Plus
with Online Practice and
Assessment and Resource MultiROM



Oxford iTools
Digital Classroom Resources



Teacher's Resource Pack
with Phonics Poster, Phonics Cards
and Flashcards



Class Audio CDs

OXFORD
UNIVERSITY PRESS

www.oup.com/elt/familyandfriends

oxfordparents
Help your child with English
www.oup.com/elt/oxfordparents

SHAPING learning TOGETHER

ISBN 978-0-19-480828-6



9 780194 808286