

American English

First Friends

1

Student Book

Susan Iannuzzi




OXFORD

Student Audio CD with songs,
stories, and everyday English

First Friends

1

Student Book



Susan Iannuzzi


OXFORD
UNIVERSITY PRESS

Level 1 Scope and Sequence

Topics & Objectives	Vocabulary	Structure	Values & Everyday English	Songs & Projects	Alphabet
1 Hello (Introductions) <ul style="list-style-type: none"> • Say hello • Introduce yourself to other people 	<i>Baz</i> <i>Jig</i> <i>Pat</i> <i>Tess</i> Numbers 1–5	<i>Hello.</i> <i>What's your name?</i> <i>I'm ...</i>	Being polite <i>How are you?</i> <i>I'm fine, thanks.</i>	Hello, Friends! Pat and Jig, Count To Five A & B song	Aa <i>ant</i> Bb <i>bear</i>
2 My Family (Immediate family members) <ul style="list-style-type: none"> • Ask about people • Identify family members 	<i>brother</i> <i>dad</i> <i>grandma</i> <i>grandpa</i> <i>mom</i> <i>sister</i>	<i>Who's this?</i> <i>It's my (grandma).</i>	Respecting your elders <i>After you,</i> <i>Thank you.</i>	Who's This? C & D song	Cc <i>cloud</i> Dd <i>donut</i>
3 My School (School possessions) <ul style="list-style-type: none"> • Ask about and identify things • Listen to and perform simple actions. 	<i>bag</i> <i>book</i> <i>chair</i> <i>crayon</i> <i>pencil</i> <i>table</i>	<i>What's this?</i> <i>It's a (bag).</i> <i>Stand up.</i> <i>Sit down.</i> <i>Quiet, please.</i>	Behaving at school <i>Please open your book.</i> <i>Sorry, (Miss Jackson).</i>	Hello, Children, E & F song	Ee <i>elephant</i> Ff <i>frog</i>
4 Colors <ul style="list-style-type: none"> • Ask about and describe objects by color 	<i>blue</i> <i>green</i> <i>orange</i> <i>purple</i> <i>red</i> <i>yellow</i>	<i>What color is it?</i> <i>It's (red).</i>	Taking turns <i>It's your turn.</i>	What Color Is It? Rainbow Colors G & H song Project: making a rainbow	Gg <i>gift</i> Hh <i>hug</i>
5 My Toys <ul style="list-style-type: none"> • Describe toys by color 	<i>ball</i> <i>car</i> <i>doll</i> <i>jump rope</i> <i>teddy</i> <i>toy box</i>	<i>It's a (red) car.</i>	Sharing with others <i>Here. Have my (teddy bear).</i>	It's a Purple Doll. I, J, & K song	Ii <i>igloo</i> Jj <i>jam</i> Kk <i>kangaroo</i>



Topics & Objectives	Vocabulary	Structure	Values & Everyday English	Songs & Projects	Alphabet
6 My Face <ul style="list-style-type: none"> Identify parts of the face using pronouns 	<i>ears</i> <i>eyes</i> <i>face</i> <i>mouth</i> <i>nose</i> Numbers 6–10	<i>Wash your (face).</i> <i>Dry your (ears).</i> <i>Touch your (ears).</i> <i>Clap.</i>	Keeping clean <i>(Wash) your (face), please.</i> <i>Yes, Mom.</i>	1, 2, 3 L, M, & N song	Ll <i>lemon</i> Mm <i>monkey</i> Nn <i>nest</i>
7 My Clothes <ul style="list-style-type: none"> Identify clothes using pronouns 	<i>cap</i> <i>jacket</i> <i>pants</i> <i>shoes</i> <i>skirt</i> <i>T-shirt</i>	<i>This is my (skirt).</i> <i>These are your (shoes).</i>	Respecting your clothes <i>Put on your smock.</i> <i>Yes, Miss Jackson.</i>	These Are Pants. O, P, & Q song Project: decorating a T-shirt	Oo <i>octopus</i> Pp <i>penguin</i> Qq <i>quiet</i>
8 Food <ul style="list-style-type: none"> Ask about and request quantities of food 	<i>banana</i> <i>cookie</i> <i>orange</i> <i>sandwich</i> <i>tomato</i> <i>water</i>	<i>How many (cookies)?</i> <i>(Three) (cookies), please.</i> Plurals	Eating healthily <i>Have a healthy snack.</i>	A Sandwich For You. R, S, & T song	Rr <i>rainbow</i> Ss <i>sun</i> Tt <i>tiger</i>
9 On the Farm (Farm animals) <ul style="list-style-type: none"> Ask about and identify animals 	<i>chicken</i> <i>cow</i> <i>duck</i> <i>goat</i> <i>horse</i> <i>pig</i>	<i>Is it a (goat)?</i> <i>Yes, it is.</i> <i>No, it isn't.</i>	Respecting nature <i>Don't touch, please.</i>	Is it a Duck? Hello, Pig! U, V, & W song Project: making an animal puppet	Uu <i>up</i> Vv <i>violin</i> Ww <i>wave</i>
10 Big and Small (Sizes) <ul style="list-style-type: none"> Ask about and describe things by size 	<i>big</i> <i>long</i> <i>short</i> <i>small</i> <i>thick</i> <i>thin</i>	<i>It's (big).</i> <i>Is it (short)?</i>	Working together <i>Let's do it together.</i> OK.	It's Small. X, Y, & Z song Alphabet song	Xx <i>box</i> Yy <i>yo-yo</i> Zz <i>zipper</i>



Vocabulary

Lesson 1

Listen and say. 1

Listen and find. 2

Sing. 3



Jig

Tess

Structure

Lesson 2

Point and say.

Listen and say. 🎧 4

Say and do.



Baz

Pat


Song

Lesson 3

Listen and sing. 🎧 5

Sing and do. 🎧 5

Trace and say.





What's Your Name?


Story

Lesson 4


Look and listen. •) 6

Listen and act. •) 6

Say and do.



Hello. I'm Mrs. Ball.
What's your name?



Hello, Mrs. Ball. I'm Baz!

Values


Lesson 5

Listen and point. 🗣️ 7

Listen and say. 🗣️ 7

Say and do.





Alphabet

Lesson 6

Learn the letters.

Sing. 🎵 8

Trace and match.

Aa

Bb



A

a

B

b

Vocabulary

Lesson 1

Listen and say. ▶▶ 9

Listen and find. ▶▶ 10

Look and say.

dad

grandma

brother

sister



grandpa



mom


Structure

Lesson 2

Point and say.

Listen and say.  11

Say and do.



Structure: *Who's this? It's my grandma.*

Unit 2 Lesson 2


Song

Lesson 3

Listen and sing. 🎧 12

Sing and do. 🎧 12

Think and match.





Who's This?


Story

Lesson 4


Look and listen. 🎧 13

Listen and act. 🎧 13

Say and do.



Hello. Hello? Who's this?



Hello, Grandpa. It's Baz!

Values

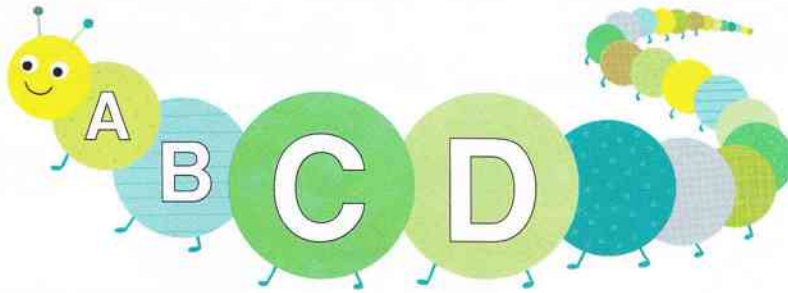
Lesson 5

Listen and point. 🎧 14

Listen and say. 🎧 14

Say and do.





Alphabet

Lesson 6

Learn the letters.

Sing. 15

Match and trace.

Cc



Dd



C A B C D

d A B C D

Vocabulary

Lesson 1

Listen and say. ▶ 16

Listen and find. ▶ 17

Look and say.



Structure

Lesson 2

Point and say.

Listen and say.  18

Say and do.




Song

Lesson 3

Listen and sing. 🎧 19

Sing and do. 🎧 19

Think and group.





Quiet, Please!

Story

Lesson 4

Look and listen. 🎧 20

Listen and act. 🎧 20

Say and do.



Quiet, please. Sit down.



Thank you.

Values

Lesson 5

Listen and point. 🎧 21

Listen and say. 🎧 21

Say and do.






Alphabet

Lesson 6

Learn the letters.

Sing.  22

Find and trace.

Ee



Ff



A B C d E F

a b c d E f

A B C D E f



Vocabulary

Lesson 1

Listen and say. 🎧 23

Listen and find. 🎧 24

Look and say.



blue



green



purple

Structure

Lesson 2


Point and say.

Listen and say.  25

Say and do.



yellow



red



orange




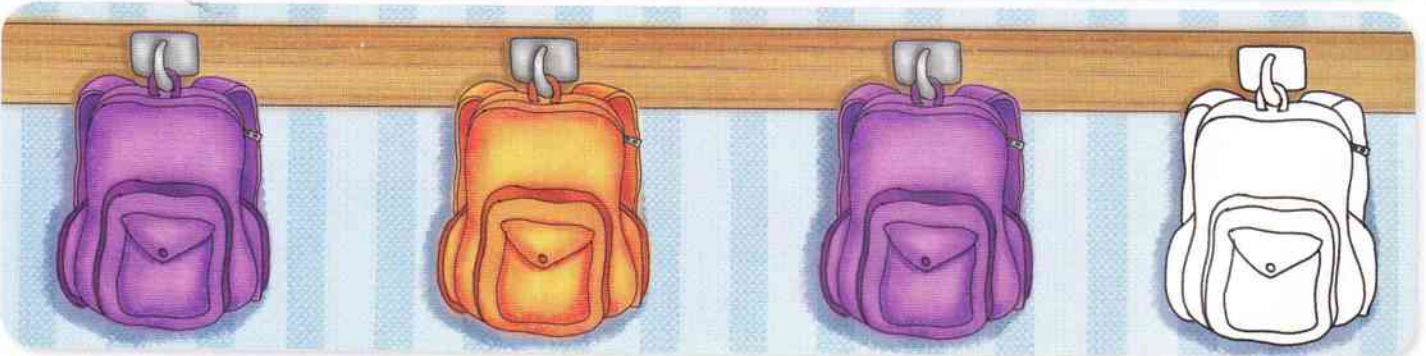


Song

Lesson 3

Listen and sing. 🎧 26

Sing and do. 🎧 26

Think and color.



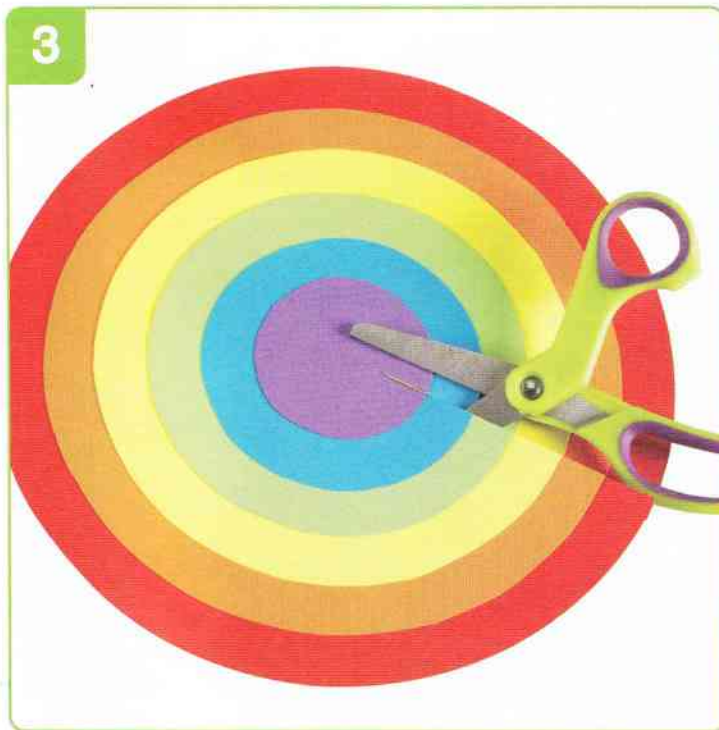
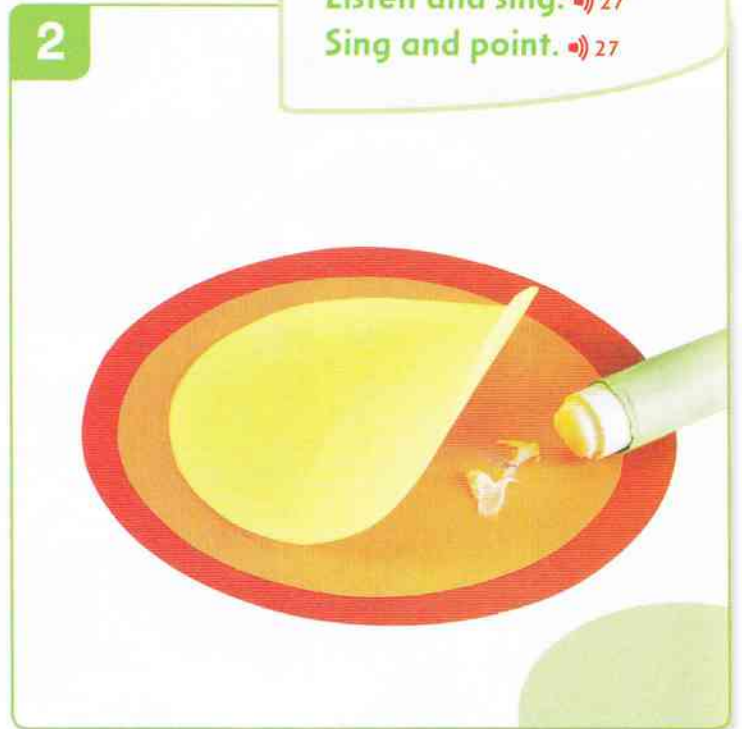
Project

Lesson 4

Make.

Listen and sing. 🎧 27

Sing and point. 🎧 27



Values

Lesson 5

Listen and point. 🎧 28

Listen and say. 🎧 28

Say and do.





Alphabet

Lesson 6

Learn the letters.

Sing.  29

Match and trace.

Gg



Hh



F

d

e

f

g

h

G

c

d

e

f

g

H

d

e

f

g

h

Vocabulary

Lesson 1

Listen and say. 🎧 30

Listen and find. 🎧 31

Look and say.



doll

teddy bear

jump rope

Structure

Lesson 2

Point and say.

Listen and say.  32

Say and do.

toy box

ball

car

Structure: *It's a (red) (teddy bear).*

Unit 5 Lesson 2

29

Song

Lesson 3

Listen and sing. 🎧 33

Sing and do. 🎧 33

Think and match.





What's This?


Story

Lesson 4


Look and listen. ») 34

Listen and act. ») 34

Say and do.



What's this?



It's a red car! Thank you, Jig.

Values

Lesson 5

Listen and point. 🎧 35

Listen and say. 🎧 35

Say and do.





Alphabet

Lesson 6

Learn the letters.

Sing. 36

Listen and trace. 37


Ii



Jj



Kk



Vocabulary

Lesson 1

Listen and say. ▶▶ 38

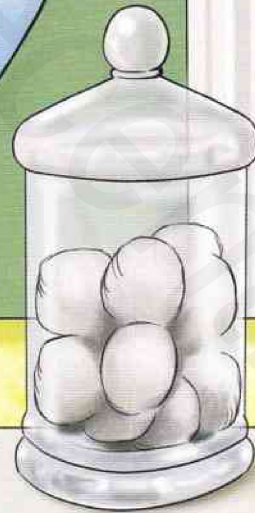
Listen and find. ▶▶ 39

Look and say.



face

mouth



Structure

Lesson 2

Point and say.

Listen and say. 🎧 40

Say and do.



Structure: *Wash your (face). Dry your (ears).*

Unit 6 Lesson 2

35



Song


Lesson 3

Listen and sing. 🎧 41

Sing and do. 🎧 41

Trace and say.





Touch Your Ears!


Story

Lesson 4


Look and listen. 🎧 42

Listen and act. 🎧 42

Say and do.



Touch your ears!



Clap!

Values


Lesson 5

Listen and point. » 43

Listen and say. » 43

Say and do.





Alphabet

Lesson 6

Learn the letters.

Sing. 44

Trace and match.

L l

M m

N n



L

M

N

n

l

m

Vocabulary

Lesson 1

Listen and say. ▶▶ 45

Listen and find. ▶▶ 46

Say and do.



pants



jacket

shoes

Structure

Lesson 2

Point and say.

Listen and say.  47

Say and do.



T-shirt

skirt

cap



Structure: *This is my (skirt). These are your (shoes).*

Unit 7 Lesson 2

41

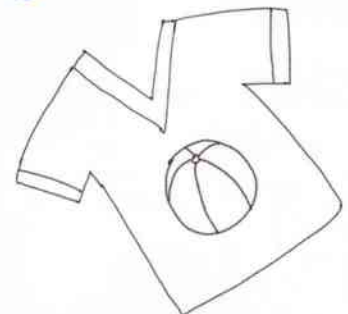
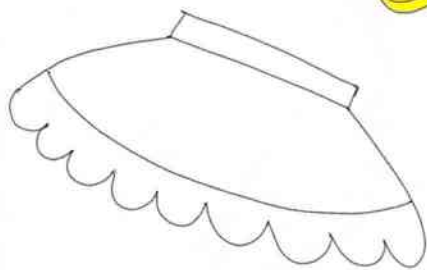
Song

Lesson 3

Listen and sing. 🎧 48

Sing and do. 🎧 48

Think, match, and color.



Project

Lesson 4

Make.

Listen and sing. 🎵 49

Sing and point. 🎵 49



Values

Lesson 5

Listen and point. 🎧 50

Listen and say. 🎧 50

Say and do.







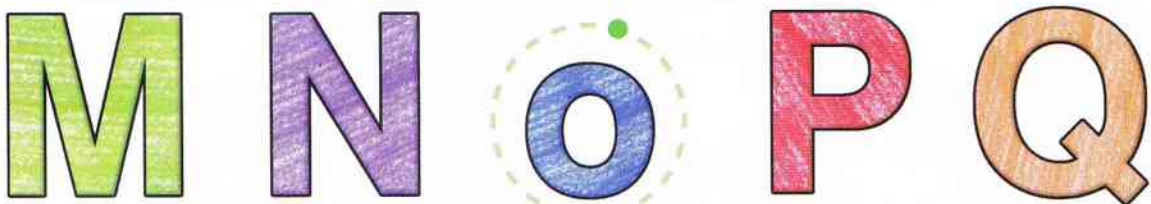
Alphabet

Lesson 6

Learn the letters.

Sing. 51

Find and trace.




Vocabulary

Lesson 1

Listen and say. 🎧 52

Listen and find. 🎧 53

Look and say.



banana

Structure

Lesson 2

Point and say.

Listen and say.  54

Say and do.



water

sandwich

tomato

orange

cookie

Structure: *How many (cookies)? (Three) (cookies), please.*



Song

Lesson 3

Listen and sing. 🎧 55

Sing and do. 🎧 55

Count and write.





Four Cookies, Please!

Story

Lesson 4

Look and listen. 🎧 56

Listen and act. 🎧 56

Say and do.



Four cookies, please.



One cookie and one orange.
Thank you.

Values


Lesson 5

Listen and point. 🎧 57

Listen and say. 🎧 57

Say and do.





Alphabet

Lesson 6

Learn the letters.


Sing. 58

Listen and trace. 59

Rr

Ss

Tt



Vocabulary


Lesson 1

Listen and say. 🎧 60




Listen and find. 🎧 61

Look and say.

goat



COW



Structure

Lesson 2

Point and say.

Listen and say.  62

Say and do.



horse



duck



chicken



pig

Structure: *Is it a (goat)? Yes, it is. / No, it isn't. It's a (cow).*

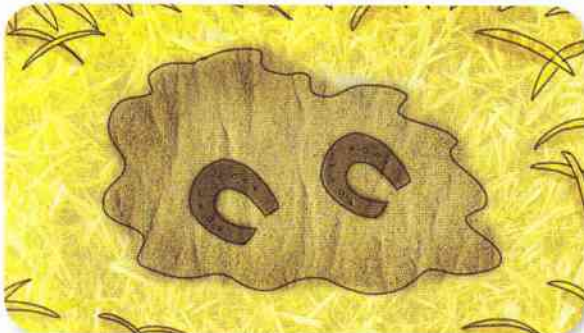
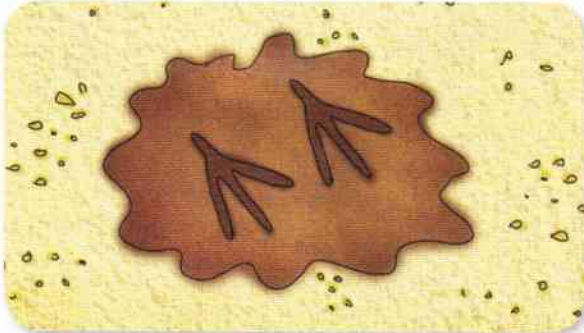

Song

Lesson 3

Listen and sing. 🎧 63

Sing and do. 🎧 63

Think and match.




Project

Lesson 4

Make.

Listen and sing. » 64

Sing and point. » 64




Values

Lesson 5

Listen and point. 🎧 65

Listen and say. 🎧 65

Say and do.





Alphabet

Lesson 6

Learn the letters.

Sing. 66

Match and trace.

A large rounded rectangle containing tracing guides for the letters Uu, Vv, and Ww. Each letter has a green dot at the starting point and a dotted line for tracing. Below the letters are three illustrations: a red arrow pointing up, a violin with its bow, and a young boy in a yellow shirt waving.

A matching activity consisting of three rows of letters. The letters are U, S, T, U, V, W in the first row; V, S, T, U, V, W in the second row; and W, S, T, U, V, W in the third row. The letters are in various colors (blue, red, green, purple, cyan). The letter 'U' in the first row, the letter 'V' in the second row, and the letter 'W' in the third row are each enclosed in a dashed circle with a green dot at the top, indicating they are the correct matches for the words in the footer.


Vocabulary

Lesson 1

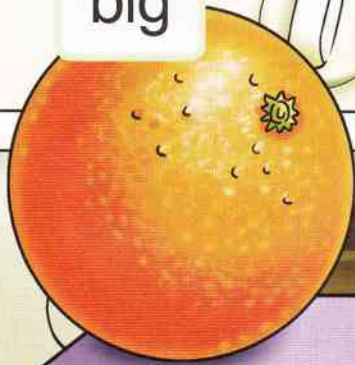
Listen and say. 🎧 67

Listen and find. 🎧 68


Look and say.



big



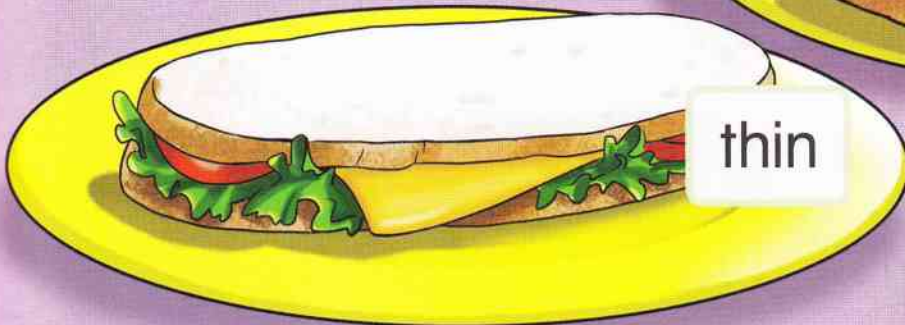
small



thick



thin




Structure

Lesson 2

Look and say.

Listen and say.  69


Say and do.



long



short




Song

Lesson 3

Listen and sing. 🎧 70

Sing and do. 🎧 70

Think and group.





It's Your Brother!

Story

Lesson 4


Look and listen. 🎧 71

Listen and act. 🎧 71

Say and do.



Is it a sister?
Is it a brother?



It's your brother. It's Adam.
He's small!

Values


Lesson 5

Listen and point. 🎧 72

Listen and say. 🎧 72

Say and do.





Alphabet

Lesson 6

Learn the letters.


Sing. 73

Listen and trace. 74

Xx

Yy

Zz



OXFORD
UNIVERSITY PRESS

Great Clarendon Street, Oxford, OX2 6DP, United Kingdom

Oxford University Press is a department of the University of Oxford.
It furthers the University's objective of excellence in research, scholarship,
and education by publishing worldwide. Oxford is a registered trade
mark of Oxford University Press in the UK and in certain other countries

© Oxford University Press 2011

The moral rights of the author have been asserted

First published in 2011

2016 2015 2014 2013

10 9 8 7 6 5 4 3

No unauthorized photocopying

All rights reserved. No part of this publication may be reproduced, stored
in a retrieval system, or transmitted, in any form or by any means, without
the prior permission in writing of Oxford University Press, or as expressly
permitted by law, by licence or under terms agreed with the appropriate
reprographics rights organization. Enquiries concerning reproduction outside
the scope of the above should be sent to the ELT Rights Department, Oxford
University Press, at the address above

You must not circulate this work in any other form and you must impose
this same condition on any acquirer

Links to third party websites are provided by Oxford in good faith and for
information only. Oxford disclaims any responsibility for the materials
contained in any third party website referenced in this work

ISBN: 978 0 19 443334 1 Student's Book
ISBN: 978 0 19 443328 0 Audio CD
ISBN: 978 0 19 443343 3 Pack

Printed in China

This book is printed on paper from certified and well-managed sources

ACKNOWLEDGEMENTS

The publisher would like to thank the following for their kind permission to reproduce
photographs and other copyright material: Alamy pp.21 (elephant/AfriPics.com),
37 (igloo/Arcticphoto), 46 (monkey/Juniors Bildarchiv), 73 (violin/Image Source),
83 (zipper/M.Brodie); Getty Images p.30 (hug/Neil Beckerman/Taxi); iStockphoto
p.5 (ant/Karel Brozi); Oxford University Press pp.6 (bear/Photodisc), 13 (clouds),
14 (doughnut/Stockbyte), 17 (gift/Photodisc), 22 (frog/Photodisc), 38 (jam/John
Foxx), 39 (kangaroo/Photodisc), 45 (lemon/Ingram), 54 (octopus/Photographers
Choice), 55 (penguin/Ingram), 65 (tiger/Corbis/Digital Stock), 74 (wave/Photodisc);
Shutterstock p.47 (nest/Steve Byland).

Cover illustration by: Paul Gibbs

Main illustrations by: Paul Gibbs

Other illustrations by: Helen Poole pp.18, 24, 30, 42, 48, 54, 60; Lesley Breen

Withrow pp.9, 15, 21, 27, 33, 39, 45, 51, 57, 63

All commissioned photography by: Graham Adler at MM Studios pp.08, 14, 20, 25,
26, 32, 38 43, 44, 50, 55, 56, 62

With special thanks to staff and pupils at Larkrise Primary School, Oxford.

First Friends

*first for English, first for fun,
first for young children*

First Friends is a three-level course that makes the first years of learning English motivating and fun.

- The special phonics program is ideal for building letter-recognition skills and letter formation.
- Everyday English is taught through the context of important social values such as learning to share.
- Practical cross-curricular lessons link with other subjects such as math and science.
- Engaging activities focus on making connections and seeing patterns, improving critical thinking skills.



Oxford › making  digital sense

- Student Book with Student Audio CD featuring songs, stories and everyday English
- Activity Book
- Split editions A & B:
Student Book + Activity Book + Student Audio CD
- Teacher's Book
- Picture Cards
- Class Audio CD
- Oxford iTools: Digital Classroom Resources

OXFORD
UNIVERSITY PRESS



ISBN 978-0-19-443343-3



9 780194 433433