


First Friends 3

Student Book



Susan Iannuzzi

OXFORD
UNIVERSITY PRESS

Level 3 Scope and Sequence

Topics & objectives	Vocabulary	Structure	Values & Everyday English	Songs, Projects, & Explore	Phonics
1 Hello (Introduction review) <ul style="list-style-type: none"> • Talk about the days of the week • Review the alphabet • Review initial sounds 	Monday Tuesday Wednesday Thursday Friday Saturday Sunday	I'm ... What day is it? It's (Monday).	Being helpful Can you help me, please? Sure.	It's a nice day a-z song Explore: My Week	Revision: <ul style="list-style-type: none"> • alphabet • initial sounds
2 Our School (School people and places) <ul style="list-style-type: none"> • Ask about and identify people in school • Ask about and identify places in school 	classroom friend music room playground sandbox school bus seesaw teacher	What's this? It's (a sandbox). Who's this? She's / He's (a teacher).	Taking pride in your school I love our school. Yes, it's great. The classroom looks great.	Listen... Listen... sh song Explore: Music	Digraph sh sheep shoes fish
3 My Feelings <ul style="list-style-type: none"> • Talk about feelings • Ask about other people's feelings 	cold happy hot hungry sad thirsty scared sleepy	Are you (cold)? Yes, I am. No, I'm not.	Thinking of others Look out! Are you OK? I think so.	If you're happy and you know it th song Explore: Pets	Digraph th throw thumb bath
4 I Can Jump! (Abilities) <ul style="list-style-type: none"> • Talk about ability 	catch climb draw jump run write read sing	I can (jump). I can't (sing).	Being modest Yours is, too. Good job!	I can jump My insect can climb ch song Project: Making a number insect	Digraph ch chocolate beach kitchen
5 My Home (Rooms and objects) <ul style="list-style-type: none"> • Describe a scene 	bathroom bedroom dining room kitchen living room plant sofa TV	There is (a kitchen). There are (plants).	Appreciating nature Don't break the plants. I'll be careful.	Look at my house! a song Explore: Plants and flowers	CVC words with a cat hat mat



Topics & objectives	Vocabulary	Structure	Values & Everyday English	Songs, Projects, & Explore	Phonics
6 My Room (Bedroom objects) <ul style="list-style-type: none"> Describe the location of objects in a room using prepositions 	<i>bed</i> <i>blanket</i> <i>closet</i> <i>pillow</i> <i>shelf</i> <i>in</i> <i>on</i> <i>under</i> 1–20 (review)	<i>Where is it?</i> <i>It's in (the closet).</i> <i>It's on (the bed).</i> <i>It's under (the bed).</i>	Keeping your room neat <i>Let's make the bed.</i> <i>Please help me.</i> <i>That's better.</i>	Put your hand on your head <i>e</i> song Explore: Beds	<i>CVC words with e</i> <i>jet</i> <i>net</i> <i>wet</i>
7 On Vacation <ul style="list-style-type: none"> Ask about quantity Count the number of objects in a scene 	<i>beach</i> <i>bucket</i> <i>crab</i> <i>sandcastle</i> <i>sea</i> <i>shell</i> <i>spade</i> <i>umbrella</i>	<i>How many (shells) are there?</i> <i>There are (ten).</i>	Telling the truth <i>We did it.</i> <i>We're sorry.</i>	Ten umbrellas in the sun Sitting on the beach <i>i</i> song Project: Making an under-the-sea collage	<i>CVC words with i</i> <i>big</i> <i>dig</i> <i>wig</i>
8 Let's Eat! (Foods) <ul style="list-style-type: none"> Describe what food people have 	<i>cheese</i> <i>chicken</i> <i>fish</i> <i>milk</i> <i>potato</i> <i>rice</i> <i>salad</i> <i>soup</i>	<i>She / He has (rice).</i>	Respecting your elders <i>Watch me.</i> <i>Go ahead.</i> <i>Now you try.</i>	I love food! <i>a</i> song Explore: Breakfast Time	<i>CVC words with o</i> <i>hop</i> <i>mop</i> <i>top</i>
9 Festival Fun! <ul style="list-style-type: none"> Talk about other people's ability 	<i>acrobat</i> <i>bicycle</i> <i>clown</i> <i>drum</i> <i>juggler</i> <i>parrot</i> <i>tent</i>	<i>She / He can (climb).</i> <i>It can (sing).</i>	Keeping places clean <i>Please pick that up.</i> <i>Throw it away.</i>	Let's all go to the festival <i>u</i> song Explore: The Circus	<i>CVC words with u</i> <i>bun</i> <i>run</i> <i>sun</i>
10 Jobs <ul style="list-style-type: none"> Ask about people and identify their jobs 	<i>doctor</i> <i>farmer</i> <i>firefighter</i> <i>nurse</i> <i>pilot</i> <i>police officer</i> <i>singer</i> <i>taxi driver</i>	<i>Is she / he (a doctor)?</i> <i>Yes, she / he is.</i> <i>No, she / he isn't.</i>	Being safe <i>Wait. It's not safe.</i> <i>It's safe now.</i> <i>Let's cross.</i>	How are you today? Bean plant, bean plant Project: Growing a bean plant	<i>Review</i>



Vocabulary

Lesson 1

Listen and say. 1

Say and do.

Listen and say. 2

Monday

Tuesday

Wednesday

Thursday

Friday

Saturday

Sunday

Monday



Structure

Lesson 2

Listen and say. » 3

Say and do

Listen, sing, and do. » 4



Story

Lesson 3

Look and say.

Listen. 🎧 5

Listen and act. 🎧 5




It's Saturday!




 It's Saturday




 Let's play.



 Give me the ball.



 Kick, Adam. Kick!



Explore

Lesson 5

Look and listen. 🗣️ 7

Listen and read. 🗣️ 7

Read and say.

My Week

It's Monday.



I'm at school.



My dad is at home.

It's Sunday.



My grandma and grandpa are here.

Phonics

Lesson 6

Look and say.

Listen and sing.  8

Find.

Aa 

Bb 

Cc 

Dd 


Ee 

Ff 


Gg 

Hh 

Ii 

Jj 

Kk 

Ll 

Mm 

Nn 

Oo 

Pp 

Qq 

Rr 

Ss 

Tt 

Uu 

Vv 

Ww 

Xx 

Yy 

Zz 

Vocabulary

Lesson 1

Listen and say. 🎧 9


Say and do.

Look and say. 🎧 10

classroom



music room



Friend

Structure

Lesson 2

Listen and say. 🎧 11


Say and do

Listen, sing, and do. 🎧 12

school bus

School Bus

seesaw



sandbox



playground

Structure: What's this? It's ... Who's this? He's / She's ...

Song lyrics: AB p.79



Story

Lesson 4

Look and say.


Listen. 🎧 13

Listen and act. 🎧 13


My Friend Rex




🐰 What's this?
🐱 It's a sandbox.



🐰 Look! A cat!



🐰 Who's this?
🐱 It's my friend, Red.



🐰 Oh no! Pat!

A young boy in a red shirt and a young girl in a red and green striped shirt are sitting at a table covered with a blue cloth. They are both wearing red aprons and are painting on a piece of paper. There are paint bottles and brushes on the table. The background shows a shelf with more paint bottles and a window.

I love our school.

Yes, it's great!


Values

Lesson 4

Listen and say. 🎧 14

Say and do.

Act.

A male teacher in a blue shirt and khaki pants is standing in a classroom. He is holding a banner that says "We love our school!". A young boy in a red shirt and a young girl in a green and white striped shirt are standing in front of him. The girl is holding the banner. The classroom has a blue wall with a red and white decorative border. There are shelves with books and a window in the background.

The classroom looks great.

Thanks!

Explore

Lesson 5

Look and listen. 🎧 15


Listen and read. 🎧 15

Read and say.

Music




This is our music room.



Look at the violin.



Look at the drum. It's big!



We make music. Listen!

Phonics

Lesson 6

Learn the sounds.

Sing. 16

Find and say.

sh




sheep



shoes



fish



Vocabulary

Lesson 1

Listen and say. ➤ 17

Listen and find. ➤ 18

Look and say.

Sad

happy

cold

hungry

Structure

Lesson 2

Listen and say. » 19

Say and do

Listen, sing, and do. » 20



Structure: Are you (cold)? Yes, I am. No, I'm not.

Song lyrics: AB p.79

Story

Lesson 3


Look and say.

Listen. 🎧 21

Listen and act. 🎧 21


I'm Hungry




 Are you hungry?


 Yes, I am.




 Are you thirsty?


 Yes, I am.




 Are you hot?

 Yes, I am.



 Are you hungry?

 No, I'm not. Thank you.

Values

Lesson 4

Listen and say. ➡ 22

Say and do.

Act.



Value: thinking of others
Everyday English: *Look out! Are you OK? I think so.*

Explore

Lesson 5

Look and listen. 🗣️ 23

Listen and read. 🗣️ 23

Read and say.

Pets

Look at this insect.
It's our class pet.



This is my house.
She is very big.
Her name is Sugar.



This is my rabbit.
He is hungry!

Phonics

Lesson 6

Learn the sounds.

Sing. 🎵 24

Find and say.

th




throw



thumb



Bath





Vocabulary

Lesson 1

Listen and say. ▶▶ 25

Listen and find. ▶▶ 26

Look and say.




Structure

Lesson 2

Listen and say. 🎧 27

Say and do

Listen, sing, and do. 🎧 28



catch

sing

run

climb

Jump

draw

Story

Lesson 3


Look and say.

Listen. 🎧 29

Listen and act. 🎧 29


Good Job, Baz!




 Kick, baz! Kick!


 I can't kick.

 Catch the ball, Baz!


 I can't catch.




 Sing, Baz!

 I can't sing.



 I can climb.

 Good job, Baz!

Values

Lesson 4

Listen and say. 🎧 30

Say and do.

Act.

Your picture is very good!

Thank you.

Your is, too.
Good job!

Thanks!


Project

Lesson 5

Make.

Sing. » 31

Sing, do, and count. » 31



Phonics

Lesson 6

Learn the sounds.

Sing. 🎵 32

Find and say.

ch



chocolate



beach



kitchen



Vocabulary

Lesson 1

Listen and say. 🎧 33

Listen and find. 🎧 34

Look and say.



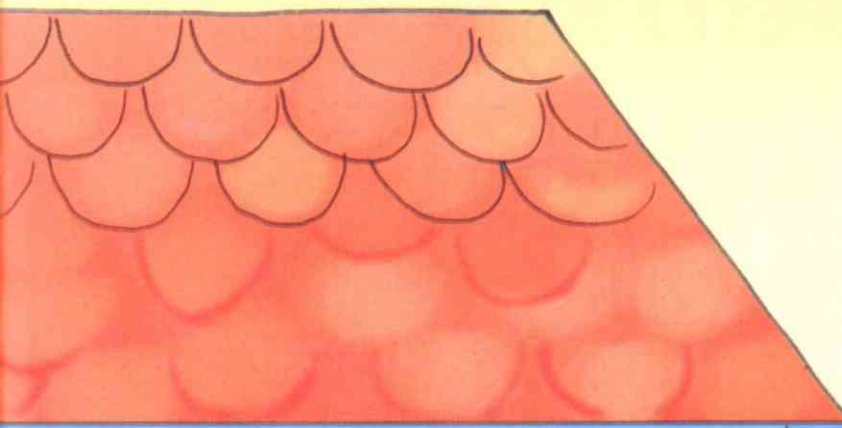
Structure

Lesson 2

Listen and say. 🎧 35

Say and do

Listen, sing, and do. 🎧 36



bathroom



plant



kitchen



living room



TV

sofa



Structure: *There is (a kitchen). There are (five room).*

Song lyrics: AB p.79

Story

Lesson 3

Look and say.


Listen. 🎧 37

Listen and act. 🎧 37




My Home




 This is my home.



 This is my living room.



 There's a sofa. There's a TV.



 Look, Jig! I'm on TV.

Values

Lesson 4

Listen and say. 🗣️ 38

Say and do.


Act.



Oh, no!



Sorry!



Don't break the plants.

OK. I'll be careful.

Everyday English: *Oh, no! Sorry, Don't break the plants. I'll be careful.*

Value: *appreciating nature*

Explore

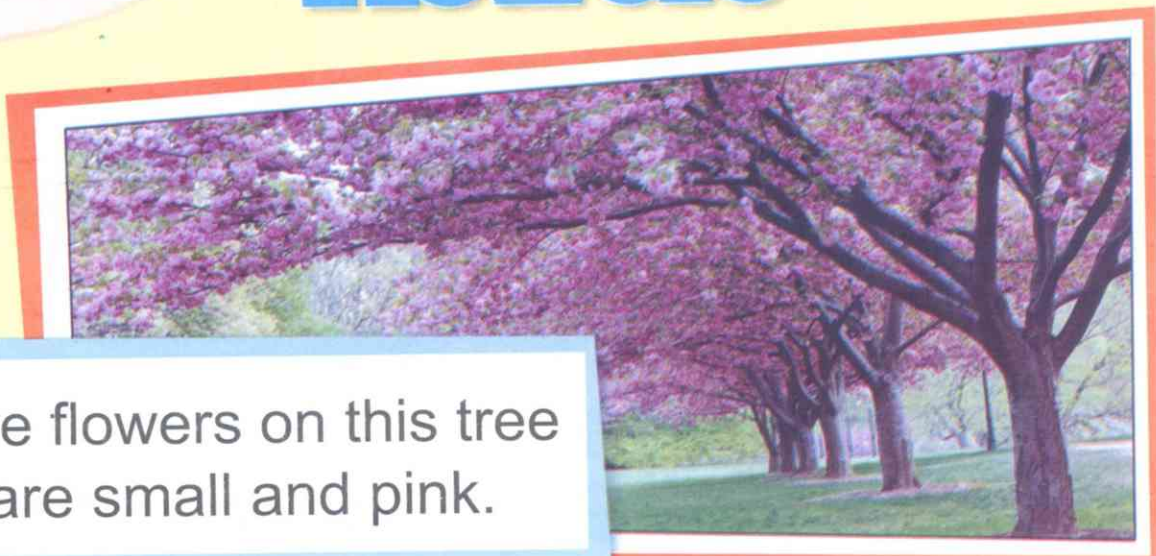
Lesson 5

Look and listen. 🎧 39

Listen and read. 🎧 39

Read and say.

Plants and Flowers



There are flowers on this tree
They are small and pink.



These plants love the sun.



Look at these plants.
They are big and
purple.

Phonics

Lesson 6

Learn the sounds.

Sing. 🎵 40

Find and say.

at



cat




hat



Mat

www.languagecentre.ir



My Room

Vocabulary

Lesson 1

Listen and say. ➤ 41

Listen and find. ➤ 42

Look and say.



shelf

bed

pillow

blanket

in

Structure

Lesson 2

Listen and say. ➤ 43

Say and do

Listen, sing, and do. ➤ 44

closet



on

under

Story



Lesson 3

Look and say.

Listen. 🎧 45


Listen and act. 🎭 45


Where is it?



 My boat! Where is it?

 Look under the sofa.

 Where is my boat?


 Look in the toy box.



 Where my boat?

 Look on the table.



 You boat, Baz! It's in your jacket.

 Thanks, Sam!


Values

Lesson 4

Listen and say. 🗣️ 46

Say and do.

Act.



Let's make the bed.
Please help me.

Yes, Dad.



That's better. Good job.

Thanks, Dad.

Explore

Lesson 5

Look and listen. 🎧 47

Listen and read. 🎧 47

Read and say.

Beds

Look! There's
a slide on this bed



This bed is under
a big bed.



Is it a car?
No, it's a bed!

Phonics

Lesson 6

Learn the sounds.

Sing. 48

Find and say.

et



jet



net



Wet



Vocabulary

Lesson 1

Listen and say. 🎧 49

Listen and find. 🎧 50

Look and say.

Sea

shell

beach

crab

spade

bucket

Structure

Lesson 2

Listen and say. ➤ 51

Say and do

Listen, sing, and do. ➤ 52



umbrella

sandcastle

Structure: How many (shell) are these? There are (three shells)

Song lyrics: AB p.79

Story


Lesson 3

Look and say.

Listen. 🎧 53

Listen and act. 🎧 53

How Many Sandcastles Are There?




👧 Look at the sandcastles!



👧 How many sandcastles are there?

👦 One... Two...there...



👧 Four...five...six...seven sandcastles!



👧 Uh-oh. Now there are six sandcastles!

Values

Lesson 4

Listen and say. 🗣️ 54

Say and do.

Act.



You can't catch me.

Yes, I can!



We did it.

We're sorry.

Project

Lesson 5

Make.

Sing. → 55

Sing and do. → 55



Phonics

Lesson 6

Learn the sounds.

Sing.  56

Find and say.

ig



big



dig



wig




Vocabulary

Lesson 1

Listen and say. 🎧 57

Listen and find. 🎧 58

Look and say.



Structure

Lesson 2

Listen and say. 59

Say and do

Listen, sing, and do. 60

milk

cheese

rice

fish

chicken

potato

Story


Lesson 3

Look and say.


Listen. 🎧 61

Listen and act. 🎧 61


Tess Has Two Sandwiches




Tess has two sandwiches.



 I like sandwiches.



Tess has one sandwich.



 Baz! My sandwiches!

 Sorry, Tess.



Watch me.

Values

Lesson 4

Listen and say. 🗣️ 54

Say and do.

Act.



Go ahead. Now you try.



Thanks, Grandma.

Value: *respecting your elders*
Everyday English: *Watch me. Go ahead. Now you try.*

Explore

Lesson 5

Look and listen. 🎧 63

Listen and read. 🎧 63

Read and say.


Breakfast Time!



This is my
breakfast
I have bread
and jam.



I have eggs.



I have soup
for breakfast.



I have fruit
and yogurt for
breakfast.



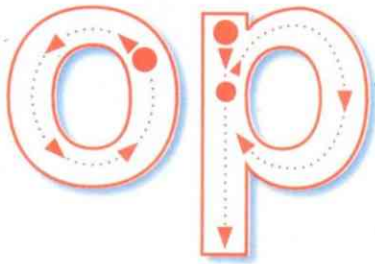
Phonics

Lesson 6

Learn the sounds.

Sing. » 64

Find and say.



hop



mop



top




Vocabulary

Lesson 1

Listen and say. ▶▶ 65

Listen and find. ▶▶ 66

Look and say.



acrobat

juggler

Structure

Lesson 2

Listen and say. 🎧 67

Say and do

Listen, sing, and do. 🎧 68

tent

parrot

clown

Drum

bicycle

Story

Lesson 3

Look and say.

Listen. 🎧 69


Listen and act. 🎧 69

Pat is an Acrobat




 Pat is an acrobat.




 He can jump.



 He can climb.



 Now I'm a clown!



Please pick that up.

Values

Lesson 4

Listen and say. 70

Say and do.

Act.

Oh, sorry.



Throw it away.

OK, Mom.

Value: keeping places clean
Everyday English: Please pick that up. Throw it away.

Explore


Lesson 5

Look and listen. 🎧 71

Listen and read. 🎧 71

Read and say.

The Circus!




This acrobat is small.
He can climb and jump.



Look at the juggler.
She can juggle.



How many colors can you
see in this clown's wig?



Look at the boy
catch the girl!

Phonics

Lesson 6

Learn the sounds.

Sing. ♪ 72

Find and say.


un




bun



run



sun



Vocabulary

Lesson 1

Listen and say. 🎧 73

Listen and find. 🎧 74

Look and say.



farmer

doctor

singer

firefighter

taxi driver



Structure

Lesson 2

Listen and say. » 75

Say and do

Listen, sing, and do. » 76

nurse



pilot



police officer



Structure: Is she/he a (doctor)? Yes, she / he is. No, she / he isn't.

Song lyrics: AB p.79

Story

Lesson 4

Look and say.

Listen. 🎧 77

Listen and act. 🎧 77

Is Mom a Farmer?



👧 Is Mom taxi driver?

👧 No, she isn't.




👧 Is Mom a farmer?

👧 No, she isn't.



👧 Is Mom a teacher?

👧 No, she isn't.



👧 Is Mom a doctor?

👧 Yes, she is. Good, Adam!

Values

Lesson 4

Listen and say. ➔ 78


Say and do.

Act.



Wait! It's not safe.

Yes, sir.



OK. It's safe now.

Let's cross.

Everyday English: *Wait, it's not safe. Yes, sir. It's safe now. Let's cross.*

Value: *being safe*



Project

Lesson 5

Make.

Sing. 🎵 79

Sing and do. 🎵 79







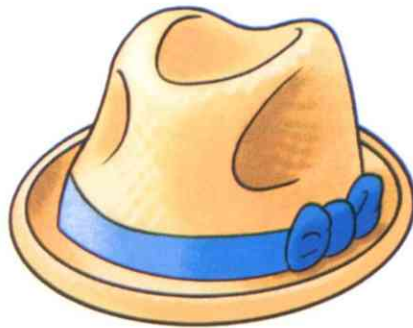
Phonics

Lesson 6

Point and say.

Say and group.

Listen and check.  80



OXFORD
UNIVERSITY PRESS

Great Clarendon Street, Oxford, OX2 6DP, United Kingdom

Oxford University Press is a department of the University of Oxford.
It furthers the University's objective of excellence in research, scholarship,
and education by publishing worldwide. Oxford is a registered trade
mark of Oxford University Press in the UK and in certain other countries

© Oxford University Press 2011

The moral rights of the author have been asserted

First published in 2011

2016 2015 2014 2013 2012

10 9 8 7 6 5 4 3 2

No unauthorized photocopying

All rights reserved. No part of this publication may be reproduced, stored
in a retrieval system, or transmitted, in any form or by any means, without
the prior permission in writing of Oxford University Press, or as expressly
permitted by law, by licence or under terms agreed with the appropriate
reprographics rights organization. Enquiries concerning reproduction outside
the scope of the above should be sent to the ELT Rights Department, Oxford
University Press, at the address above

You must not circulate this work in any other form and you must impose
this same condition on any acquirer

Links to third party websites are provided by Oxford in good faith and for
information only. Oxford disclaims any responsibility for the materials
contained in any third party website referenced in this work

ISBN: 978 0 19 443336 5

Student's Book

ISBN: 978 0 19 443345 7

Pack

Printed in China

This book is printed on paper from certified and well-managed sources

ACKNOWLEDGEMENTS

The publisher would like to thank the following for permission to reproduce photographs:

Alamy pp.14 (students/Gabe Palmer), 20 (insect/Dan Burton, horse/Juniors
Bildarchiv), 32 (leaves/LHB Photo), 50 (eggs/David Lee, soup/Pixmann),
56 (clown/John McKenna, acrobat/supershoot); Argos Direct p.38 (slide);
Corbis UK Ltd. pp.8 (Dad/Patrick Lane/Somos Images), 21 (bath/Heide
Benser), 50 (white girl/Image Source, yoghurt/Maximilian Stock Ltd/The Food
Passionates), 56 (trapeze/John Lund/Blend Images, juggler/Jon Hrusa/Epa);
Getty Images pp.8 (grandparents/Comstock), 14 (drum/Dave King), 20 (rabbit/
Comstock), 32 (tree/Travelif), 50 (african boy/Ryan McVay); GLTC p.38 (car),
38 (trundle); iStockphoto pp.50 (toast/Svetlana Foote), 57 (bun/Davide
Chiarito); Oxford University Press p.8 (girl/Photodisc); Photolibrary Group
pp.14 (teacher/Image100), 32 (cactus/Wendy Connett), 44 (underwater scene),
50 (hispanic boy/Fotosearch Premium); Shutterstock pp.45 (wig/Gladsikh
Tatiana), 50 (asian girl/Grafica).

Cover illustration by: Paul Gibbs

Main illustrations by: Paul Gibbs

All commissioned photography by: Graham Adler at MM Studios pp.07, 13, 19, 26,
25, 31, 37, 43, 44, 49, 55, 61

With special thanks to staff and pupils at Long Furlong Primary School,
Abingdon.