

Workbook

Pockets 3

Second
Edition




PEARSON
Longman

Mario Herrera

Barbara Hojel

Audio CD
included

Workbook

Pockets ③

Second
Edition



Mario Herrera Barbara Hojel





Contents

1 People at School	2
2 I Am Healthy	10
3 Making Toys	18
4 Our Community	26
5 Let's Go to the Farm	34
6 What People Wear	42
7 At the Restaurant	50
8 Let's Go Somewhere	58
9 Going Camping	66
Extra Practice: Reading and Writing	74
Jolly Giraffe Puppet	93

1

People at School

Draw the missing people: *janitor, music teacher, principal.*




2



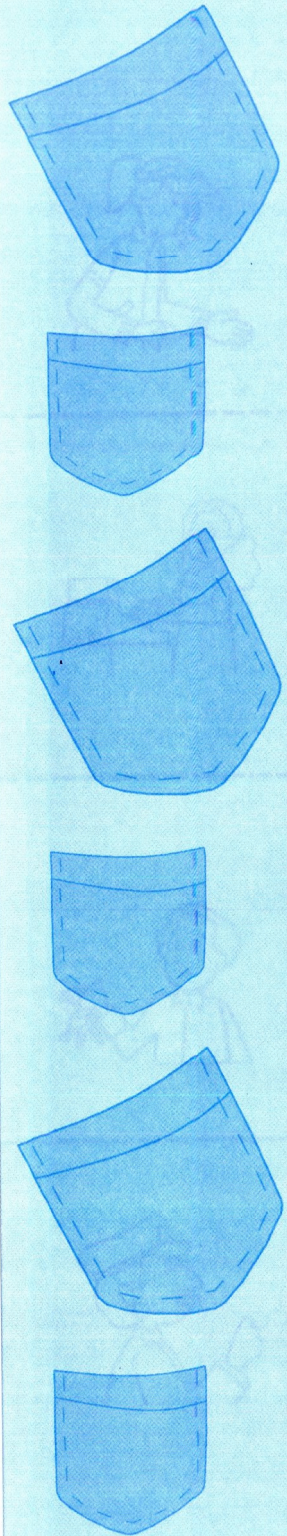
Warm Up



Cut and paste: *gym teacher, cashier, gatekeeper, bus driver.*






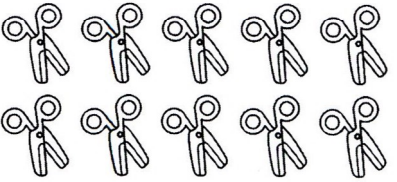
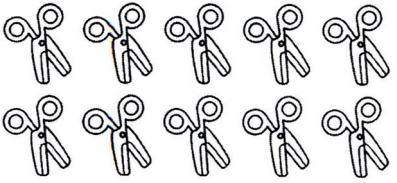

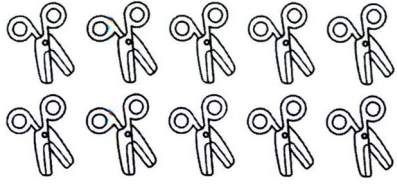


Draw the missing people: *gatekeeper, secretary.*



Practice

Count, draw, and trace.



= 10




= 13

= 15

= 17

= 19

Trace and say. Circle two more items that begin with the sounds: /l/ as in *lion*, /m/ as in *monkey*, /f/ as in *farmer*, and /s/ as in *secretary*.




Trace and write letters. Match big and small letters. Draw pictures.

F _____ L _____ M _____ S _____

s _____ f _____ l _____ m _____

Mm




Ss

Ff

Ll


My Values

Who is cleaning up? Circle.



People at School




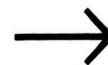
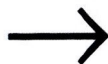
Say who is missing in each space.



2


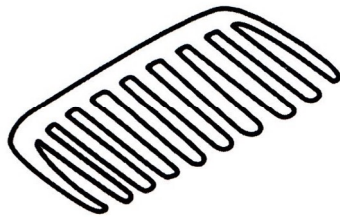



I Am Healthy

Look. *What is clean?* Draw and say.









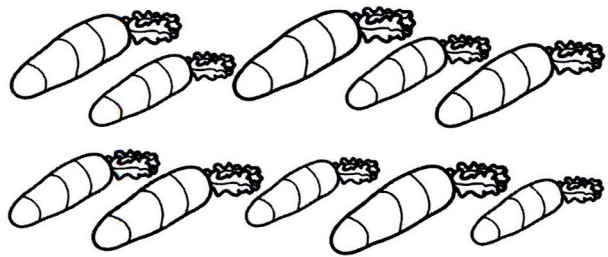


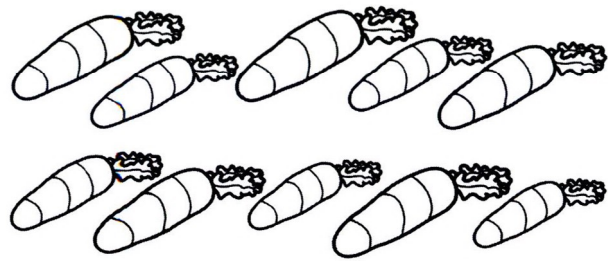
Say what he or she does *next*. Cut out, match, and paste the pictures.




Draw children exercising. Say what each is doing.




Count and trace. Draw more fruit to match the numbers.



23

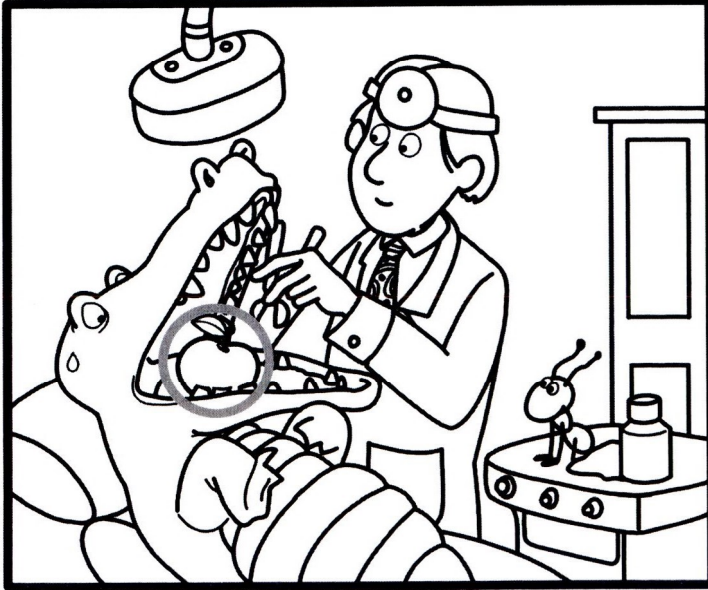



25



28

Trace and say. Circle other things that start with /p/, /t/, /n/, and /æ/.



Trace and write letters. Match big and small letters. Draw pictures.

P _____ T _____ N _____ A _____

n _____ p _____ t _____ a _____

Aa




Tt

Pp

Nn


My Values

Trace . Read.



I Am Healthy

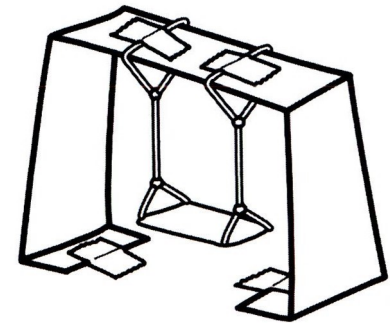
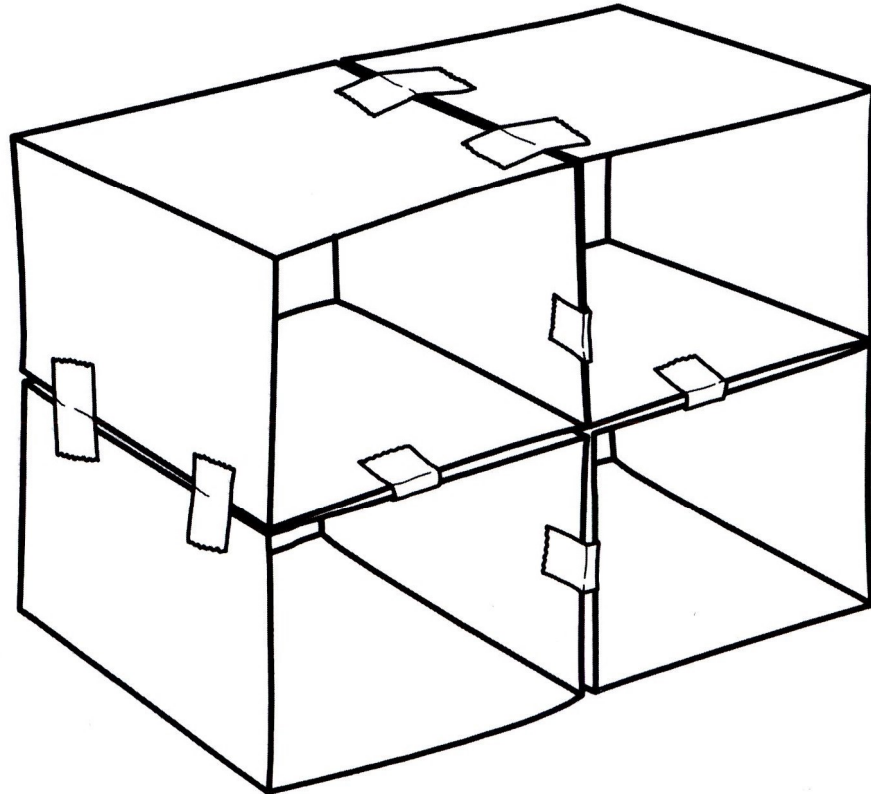

Say and draw what's missing in each picture. Say what each child is doing.



3


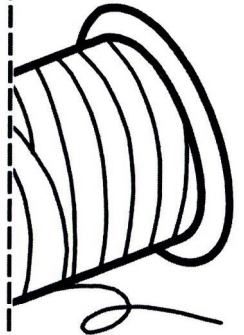
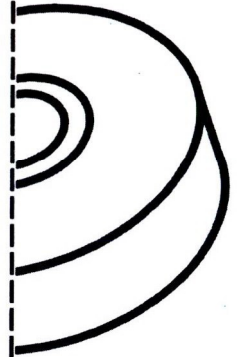
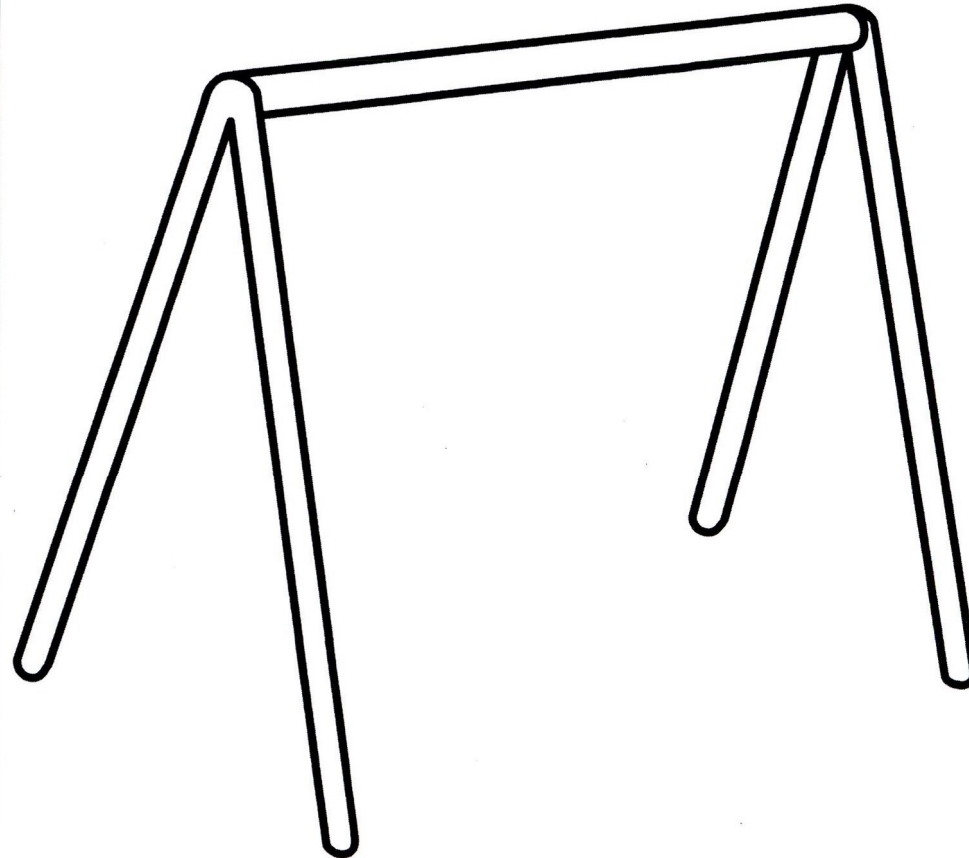

Making Toys

Find the objects and color. Say.

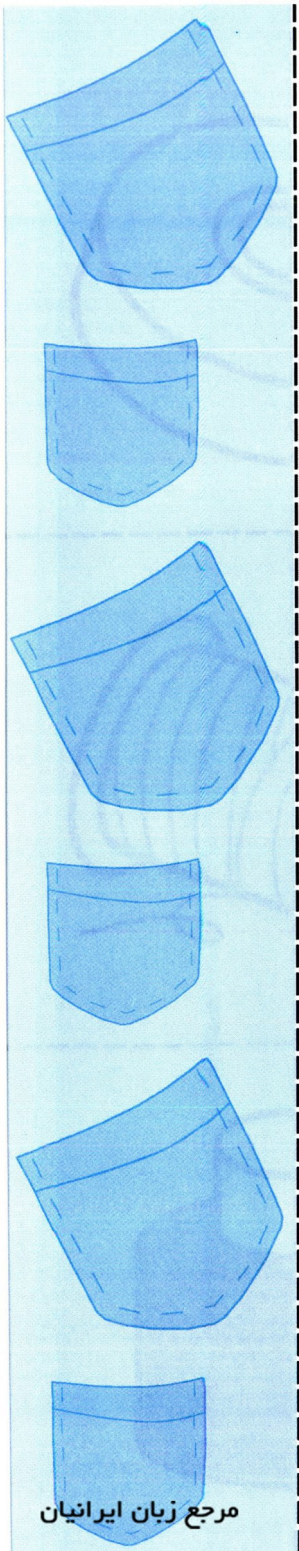





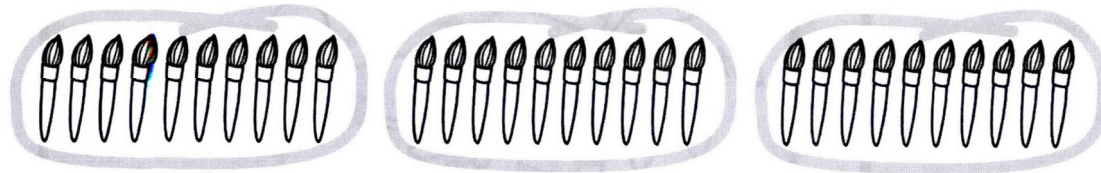
Cut out and paste. Use tape and string to make the swing.



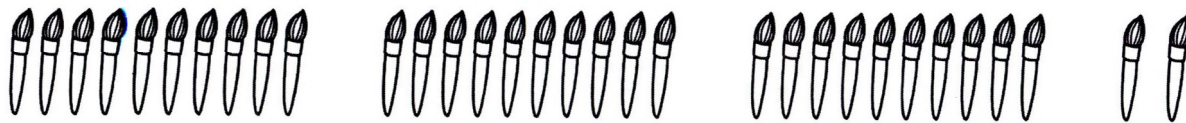
Draw something *big*. Draw something *small*.



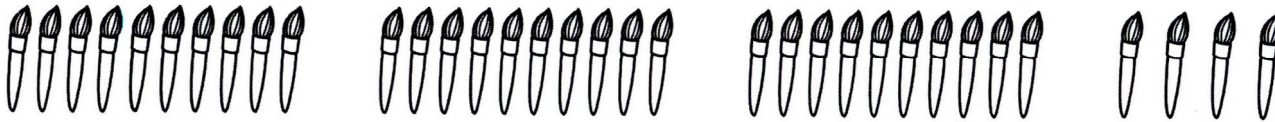
Circle the sets of ten. Count and trace or write.



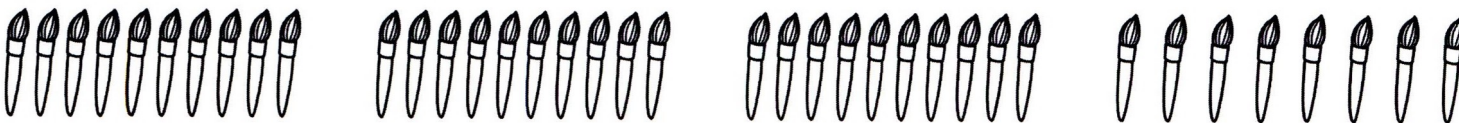
$$= \underline{30}$$



$$= \underline{\quad}$$




$$= \underline{\quad}$$



$$= \underline{\quad}$$

Trace and say. Circle something else that starts with /ɛ/ as in *envelope*, /ɑ/ as in *ostrich*, /d/ as in *doctor*, and /g/ as in *guitar*.



Trace and write letters. Match big and small letters. Draw pictures.

G _____ E _____ O _____ D _____

o _____ e _____ d _____ g _____

Oo


Ee

Dd

Gg

My Values

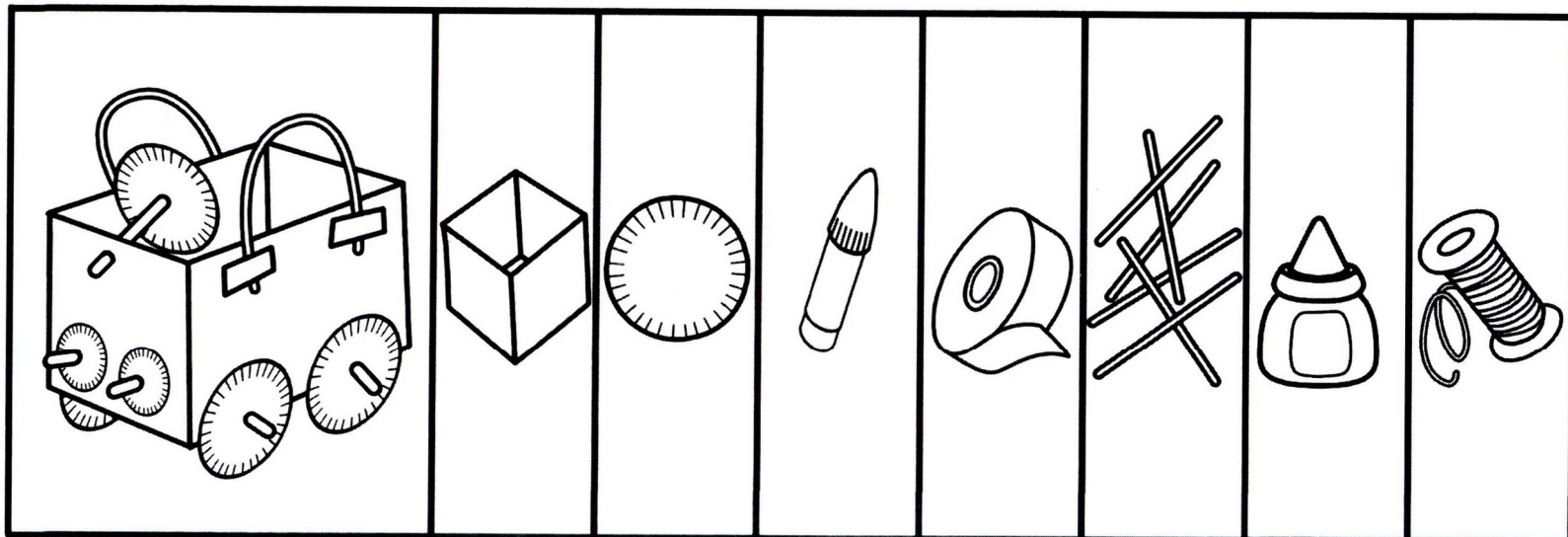

Who is wasteful? Circle. Read.



The  is painting.

Making Toys

What do you need to make each object? Circle and say.



4





Our Community


Draw the missing people. Say.






Cut out and paste: *gardener, nurse, police officer, trash collector.*






Look and say. Draw a rabbit and a flower. Say.



Where is
your rabbit?


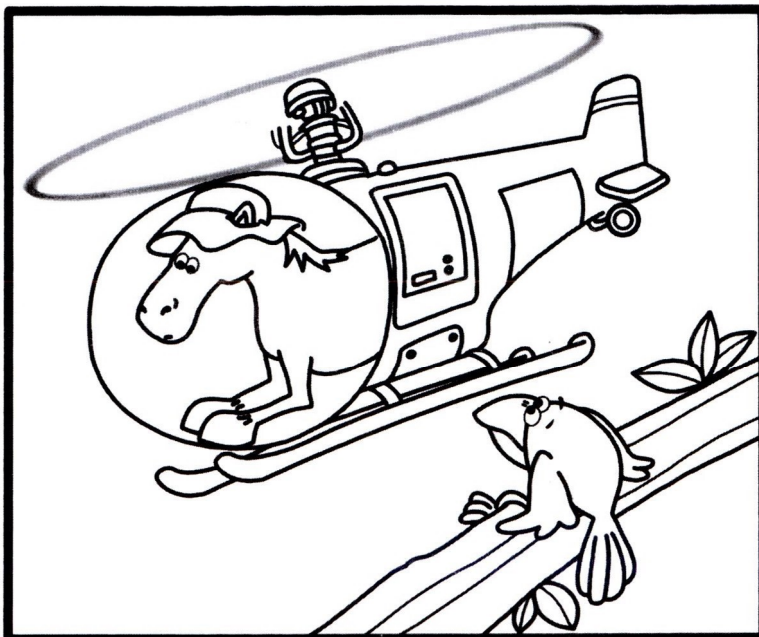




Count and write the missing numbers. Trace and say.



41 42 43 44 45 46 47 48 49

Color one item that begins with /k/ as in *cat*, /I/ as in *igloo*, /h/ as in *horse*, and /^/ as in *underwear*.



Trace and write letters. Match big and small letters. Draw pictures.

H _____

C _____

U _____

I _____

u _____

i _____

c _____

h _____

Cc


Ii



Uu

Hh

My Values

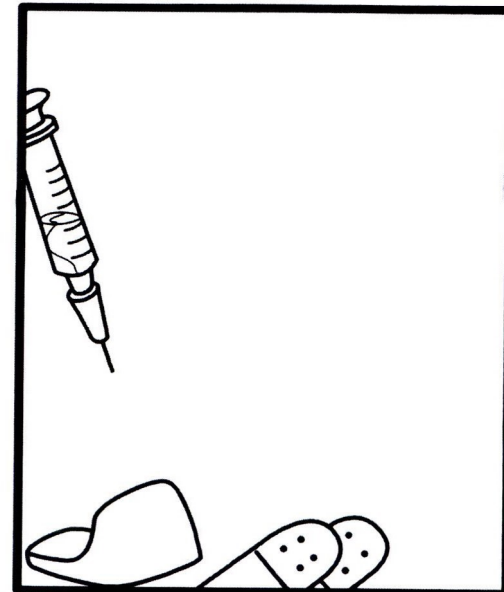




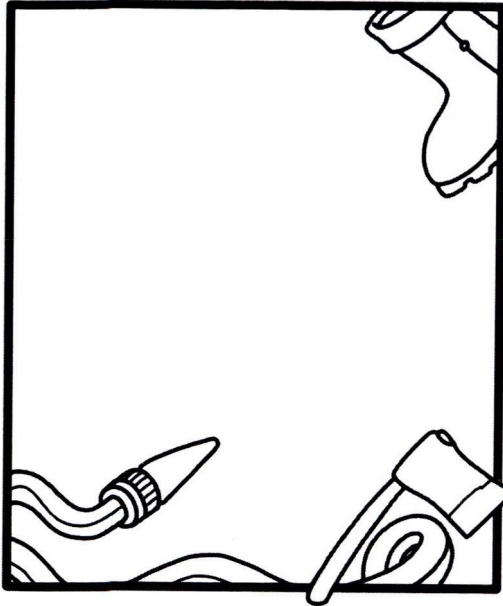
Draw cans on the shelf and read.



The  and  work together.

Our Community


Draw the missing people. Say.



5

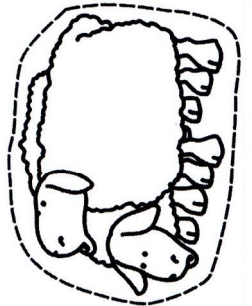



Let's Go to the Farm


Draw five chicks.







Cut and paste. Say where the animals are.

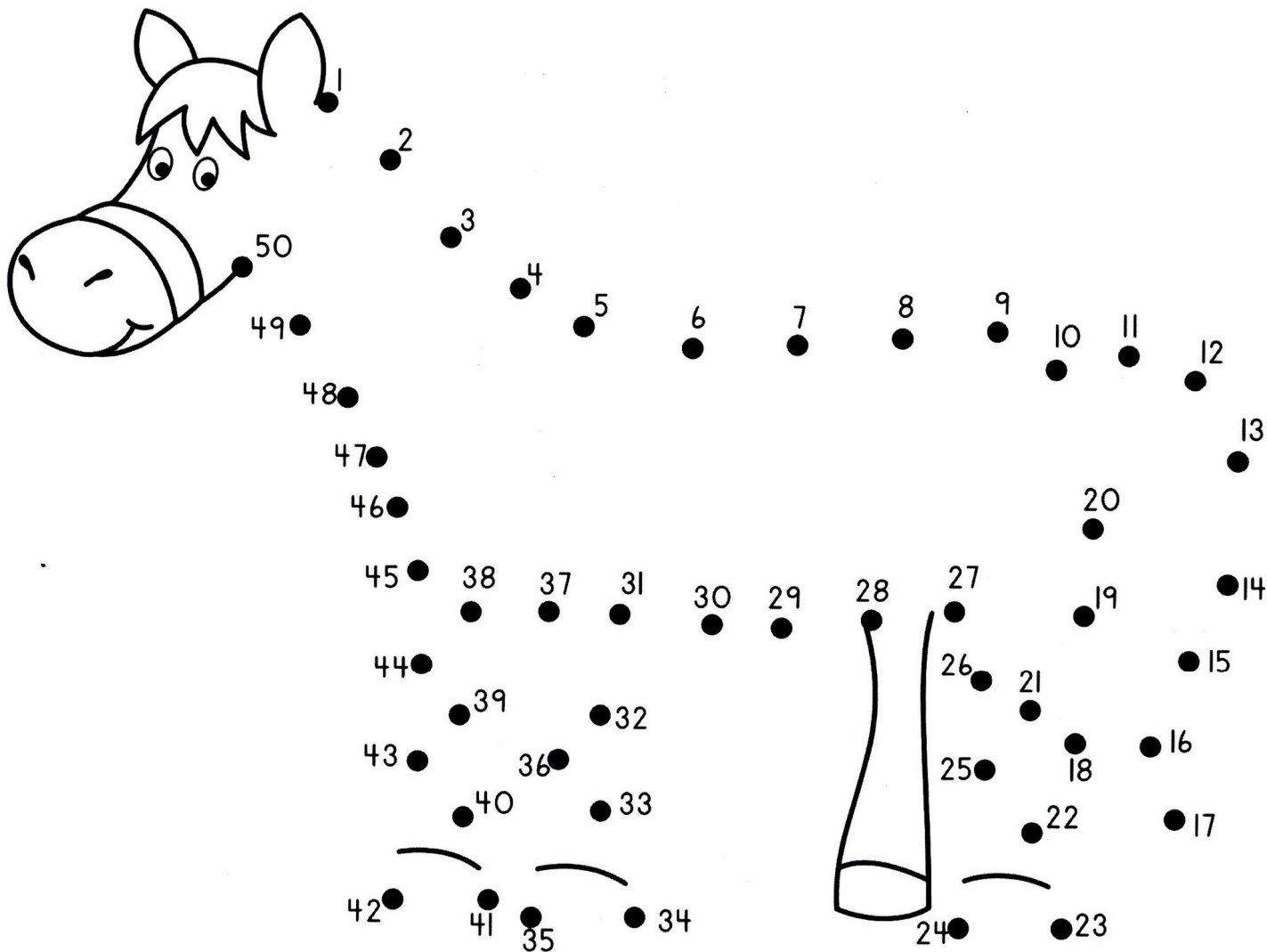




Draw what farmers do in the morning and at night.







Connect the dots in number order. Trace and say.



51 52 53 54 55 56 57 58 59

Circle one item that begins with /r/ as in *rain*, /b/ as in *barn*, /y/ as in *yarn*, and /j/ as in *jump rope*.



Trace and write letters. Match big and small letters. Draw pictures.

J _____ B _____ Y _____ R _____

r _____ y _____ j _____ b _____

Jj




Bb

Yy

Rr







My Values

What's missing? Match and say.



Let's Go to the Farm

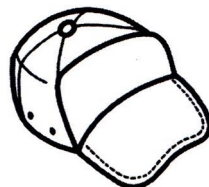
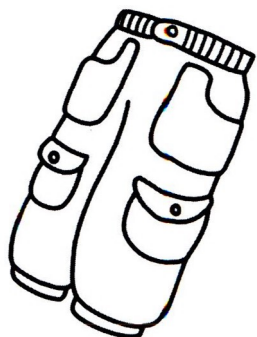

Draw the missing animals. Say.



6

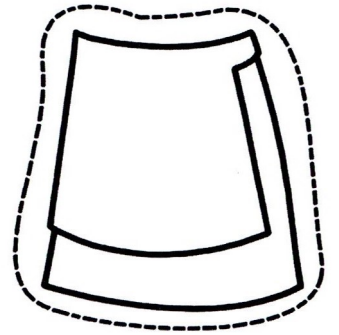


What People Wear

Who wears the clothes? Draw lines. Say.





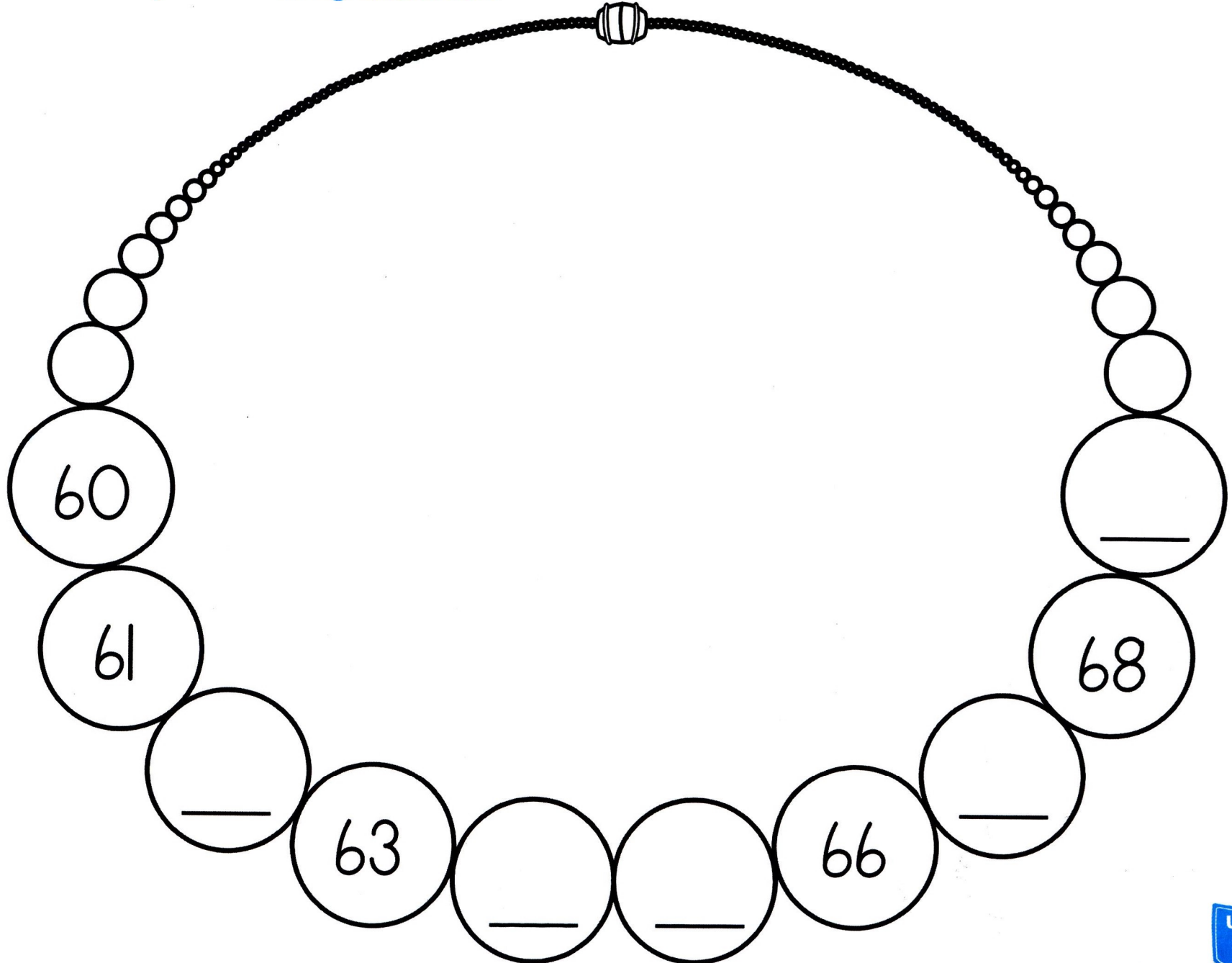
Cut and paste. Say what they are wearing.






Draw a *bigger* sock. Draw a *smaller* shoe.



Write and say the missing numbers.



Circle items that begin with /k/ as in *key*, /w/ as in *watermelon*, /z/ as in *zipper* and end with /ks/ as in *mix*.



Trace and write letters. Match big and small letters. Draw pictures.

K _____ W _____ X _____ Z _____

x _____ z _____ k _____ w _____

Kk


Ww

Xx

Zz

My Values



Color the uniforms. Read.



The  include the .

What People Wear

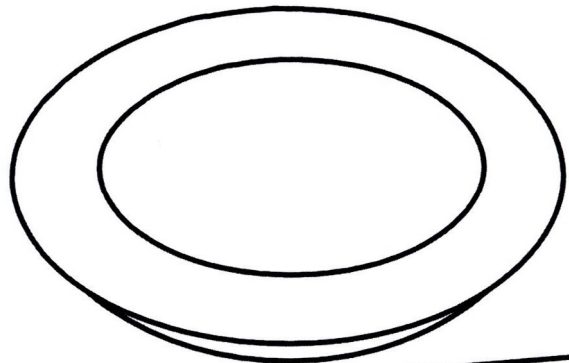
Draw the other half of each person. Say what they are wearing.



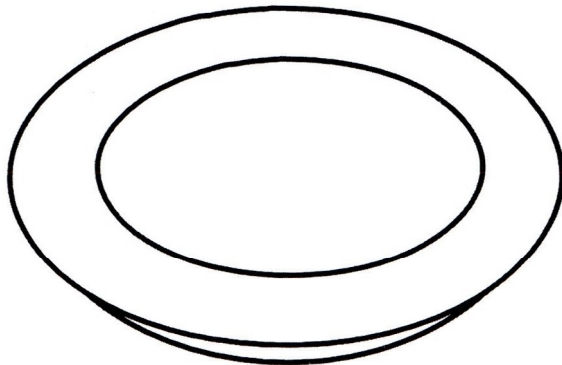
7


At the Restaurant

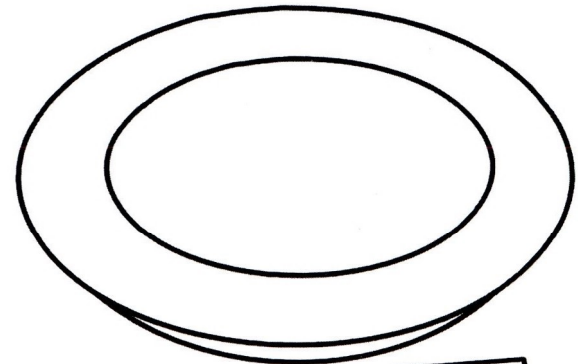

Match the foods. Draw the food on the plates. Say.



vegetables 





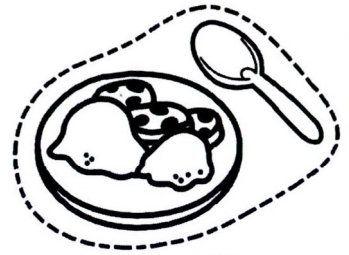
fruit 

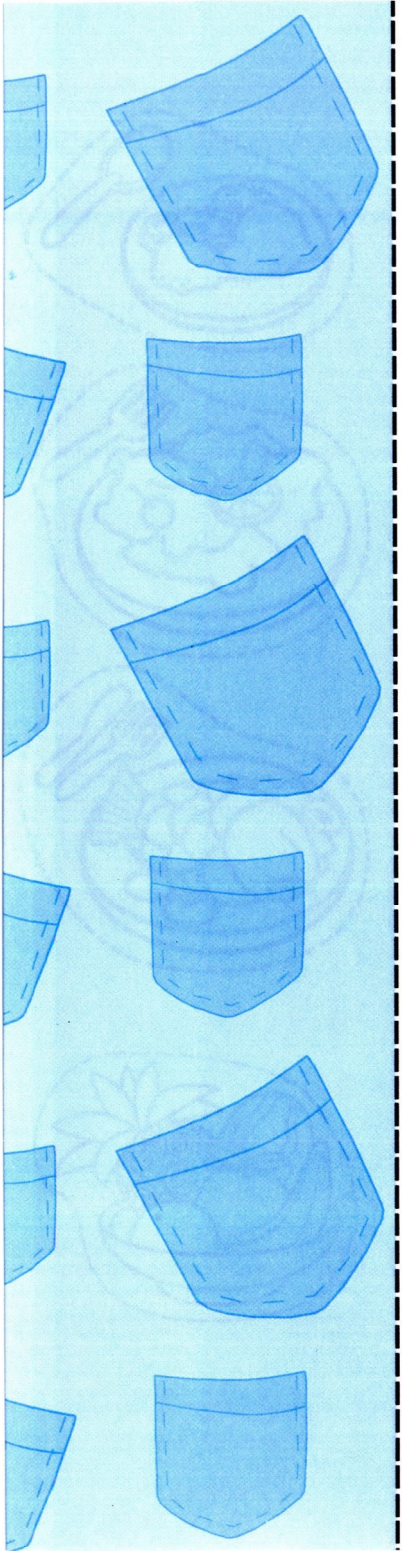


desserts 





Cut and paste. Say what they are eating.



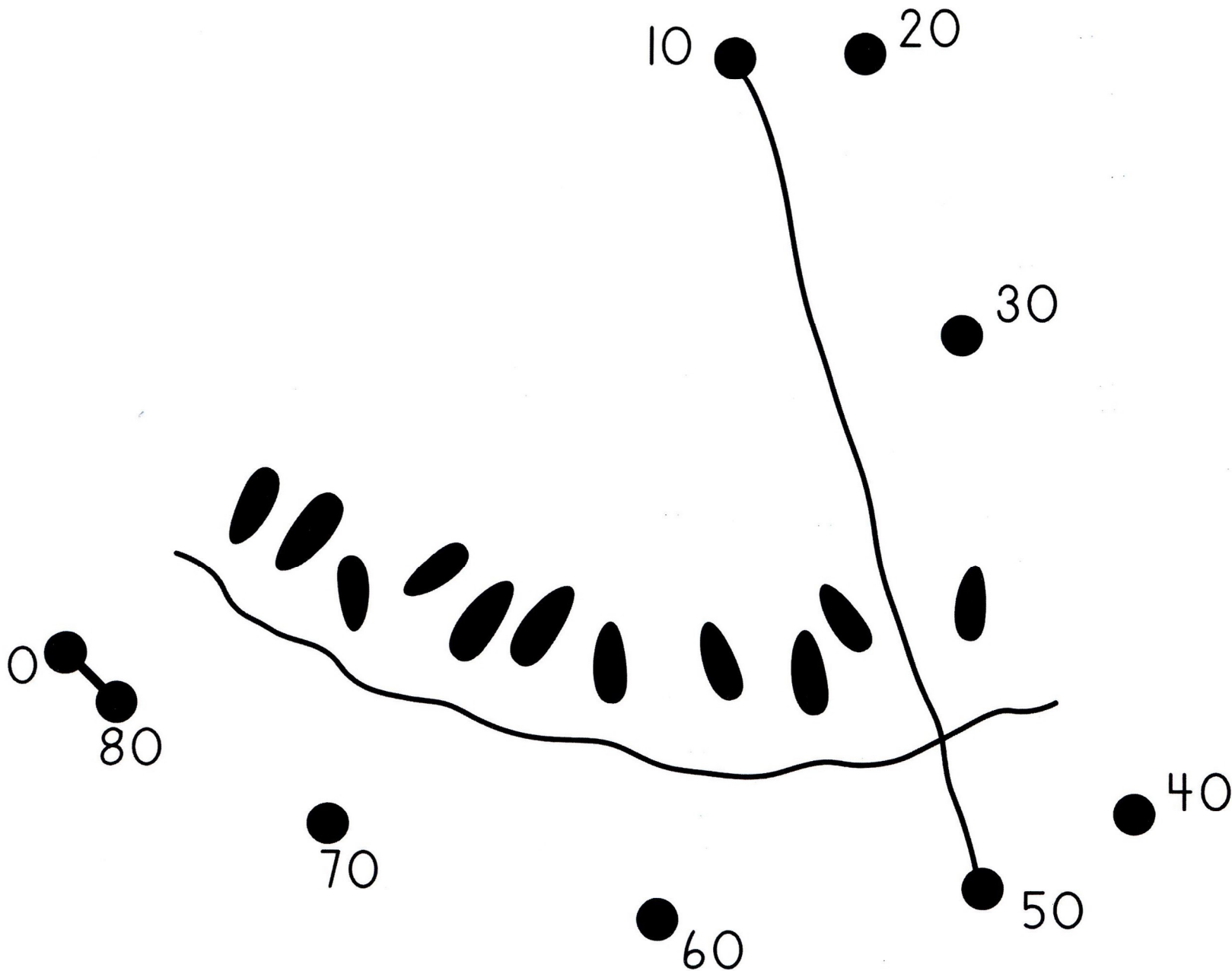


Circle the items that begin with /v/ as in *violin* and /kyu/ as in *queen*. Then trace and write the letters.



V _ _ v _ _ Q _ _ q _ _


Connect the dots by tens from 0 to 80. Name the food. Color.



Look and read. Trace and read. Write and read.



a




.

I

see

a

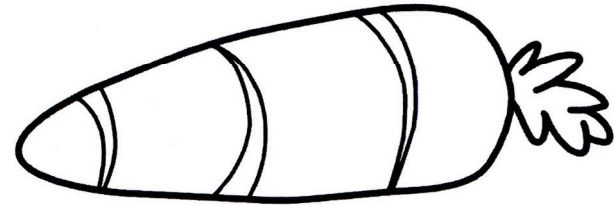


.

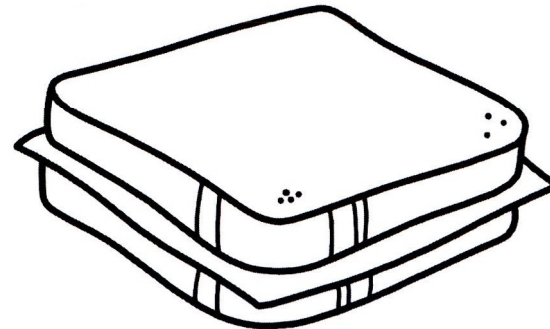
I

see

a




.




.


Say and write the letter.



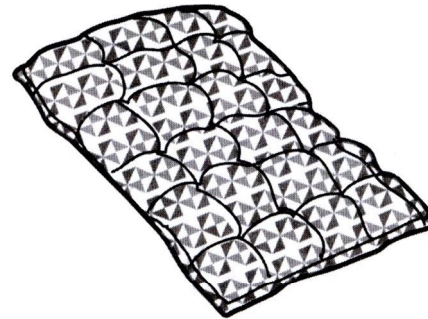
__alad




__ilk




__an



__uilt



__arrot




__ish

My Values

Who is sharing? Circle. Read.







The  is sharing.

The  is not sharing.

At the Restaurant

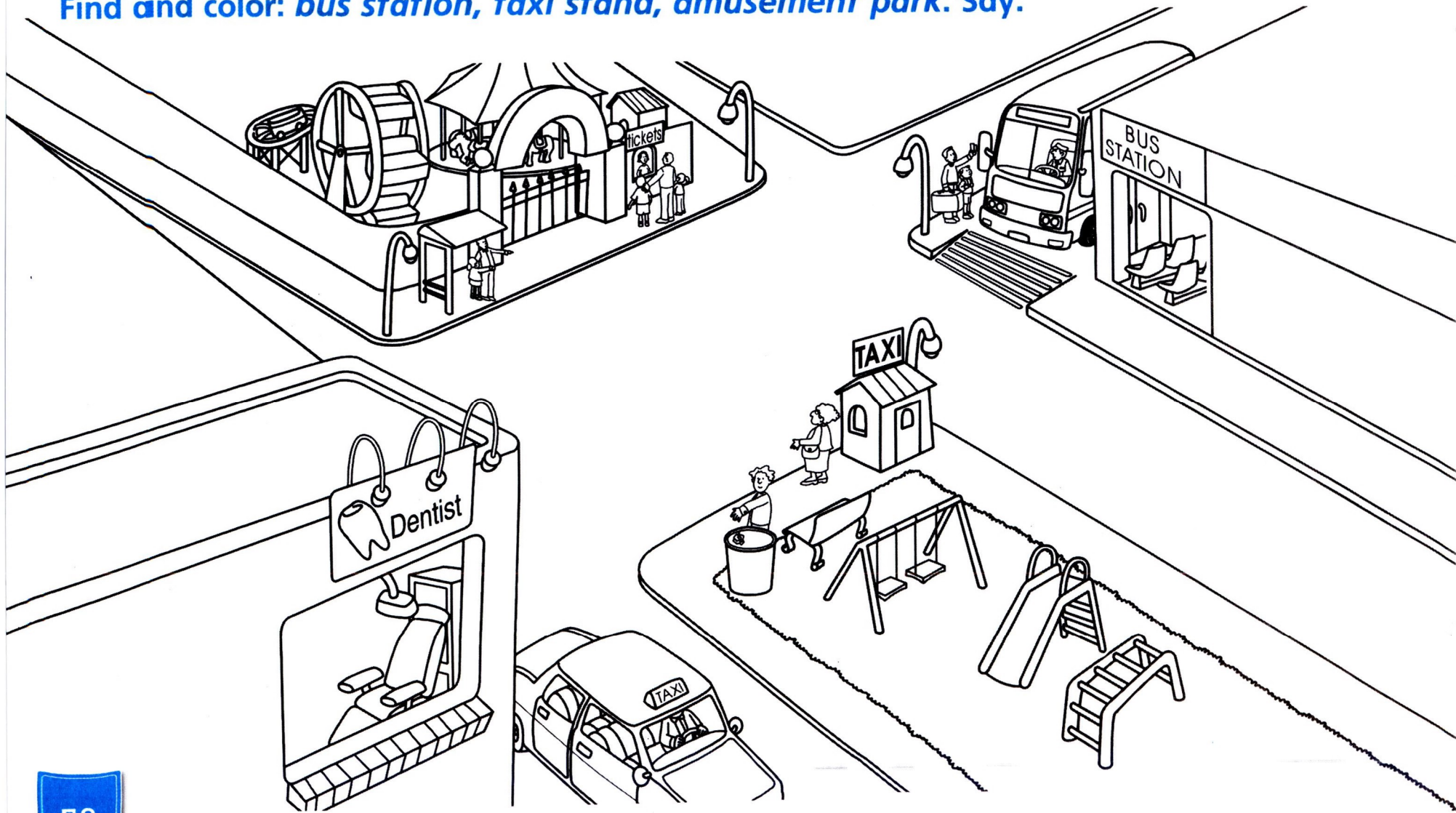
Color the crayons and food. Draw other foods that are the same color and say.



8


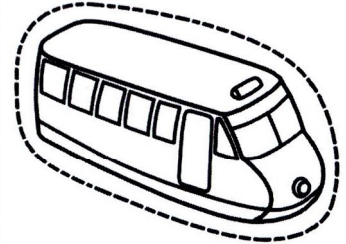



Let's Go Somewhere

Find and color: bus station, taxi stand, amusement park. Say.

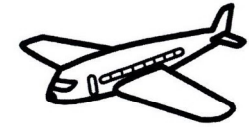






Color, cut out, and paste. Say where the *airplane*, *bus*, *train*, and *family* are going.



The family is going on vacation. Circle a vehicle.
Draw where they are going *first*, *then*, *last*, and say.

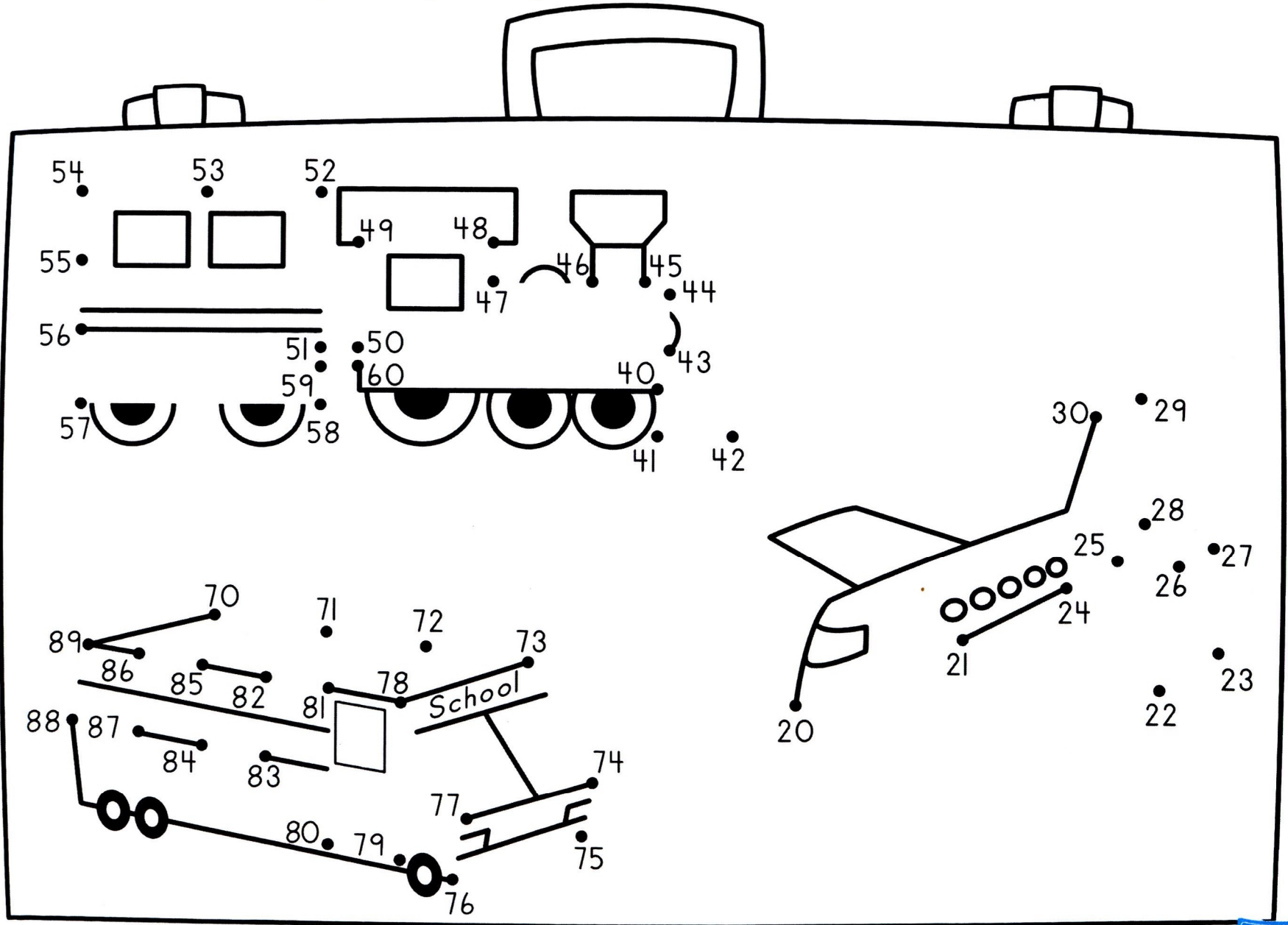


first

then



last

Connect the dots 20–30, 40–60, 70–89, and say.







Read and circle. Trace, read, and circle. Write and circle.

I see a car.




I see a bus.




_____.


Read and circle. Trace, read, and circle. Write and circle.

I see a .
It is big.




I see a .
It is small.





My Values

Who is careful? Circle. Read.




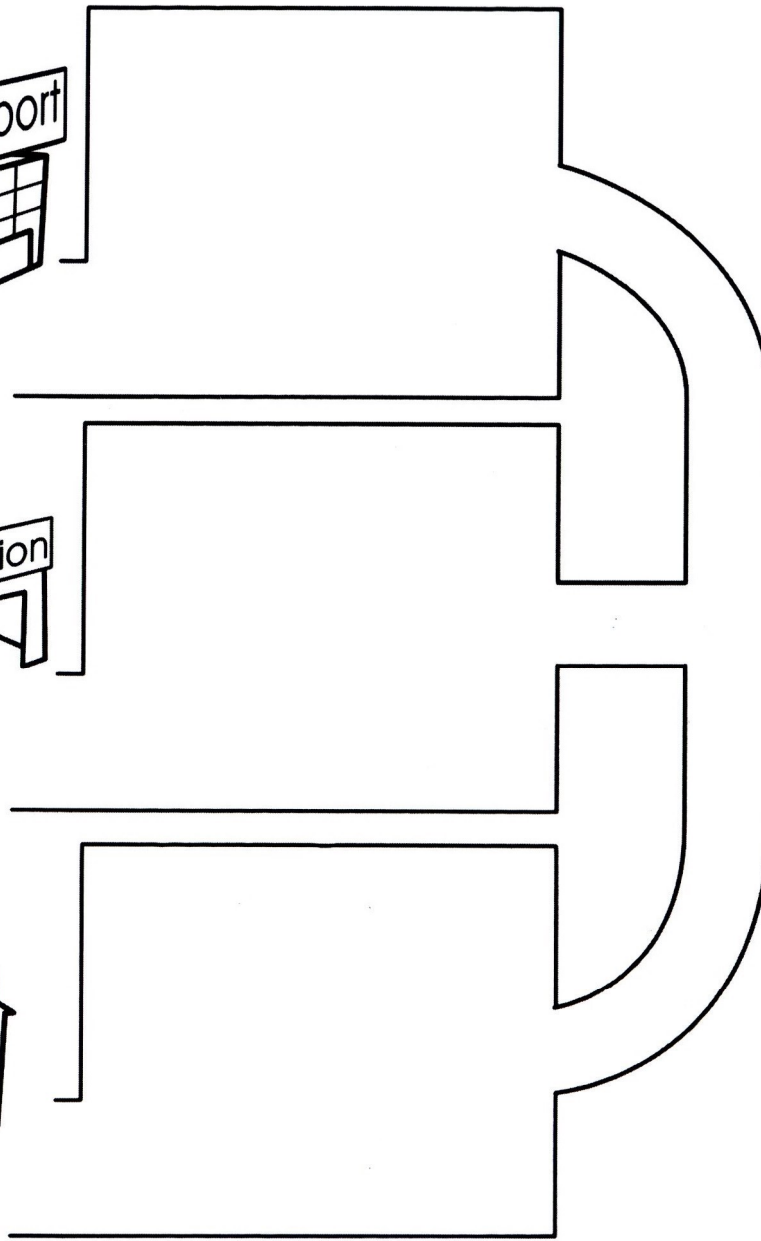

I see a  .

I see a  .

They are careful.

Let's Go Somewhere


Draw vehicles. Then draw lines from vehicles to places. Say.



9

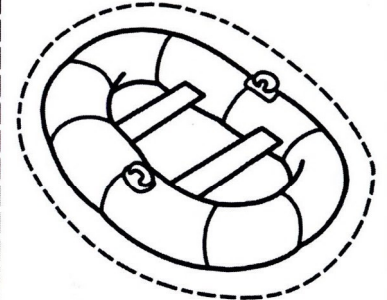


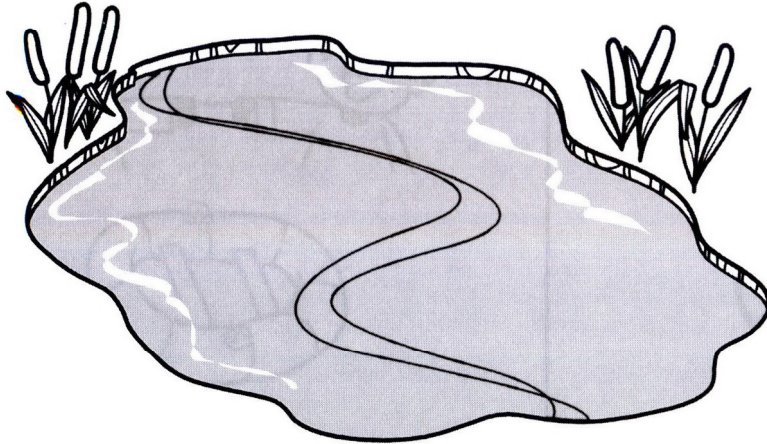
Going Camping


Draw a campfire. Circle the flashlight, tent, bucket, rope, and rocks. Say.




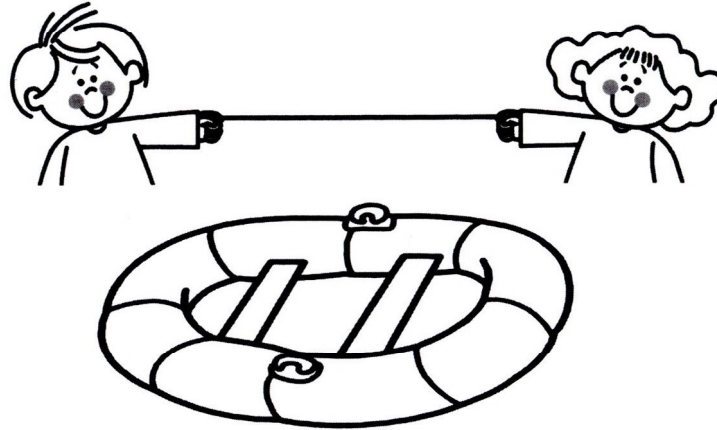


Cut and paste. Say where each item is: *in, in front of, on, next to.*

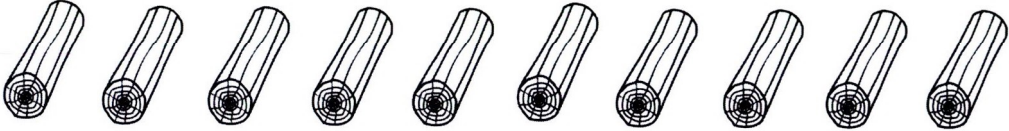
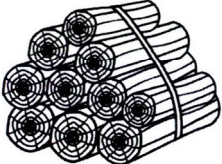



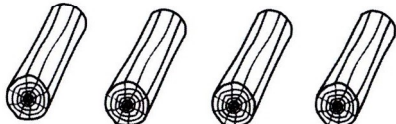



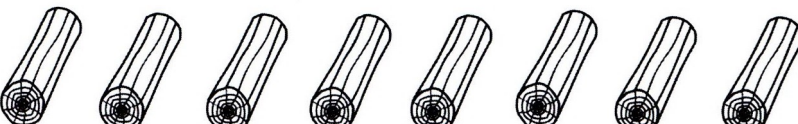
Think and draw *long* and *short* camping items.



Count and write. Trace and say.


10 =  = 


  = _____


  = _____


91 92 93 94 95 96 97 98 99 100

Read. Trace and read. Write and read. Color the fish.

It is a  fish.

It is a  fish.



 _____.



Read, draw, and color.

What do you  ?

I see a tent.
It is yellow.



My Values


Circle the water. Read.




The  listen to their father.

Going Camping

Follow the path. Say what the family is doing, using *first* and *then*. Draw and say what the family does *last*.











Extra Practice: Reading and Writing





Cut out and match. Say.

F	M	S	L
f	m	s	l
			
			





Cut out and match. Say.

P

T

N


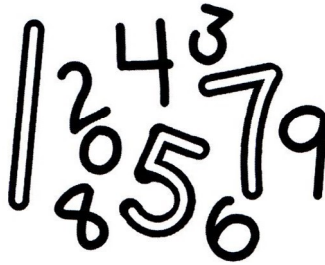
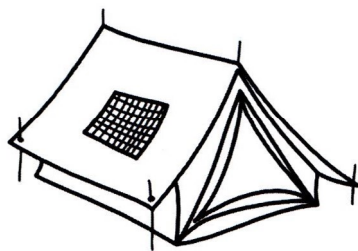



A

p

t

n

a







Cut out and match. Say.

E

D

O







G

e

d

o

g







Cut out and match. Say.

H

I

C

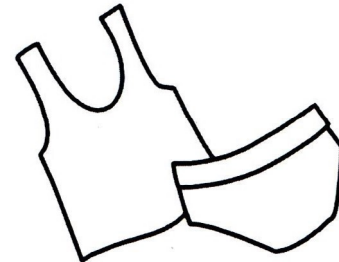



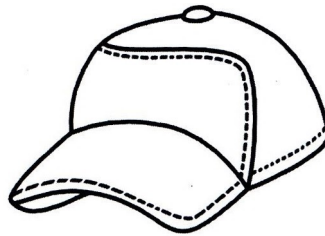
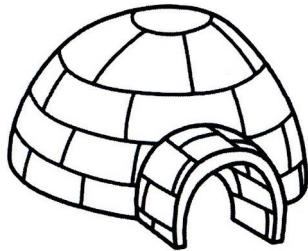

U

h

i









c

u





 Cut out and match. Say.

B	J	Y	R
b	j	y	r
			
			





Cut out, match, and say. Make sentences.

www.irLanguage.com

Q

V

is






a

q

v

It


.








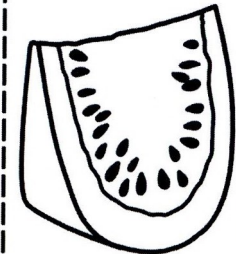
Trace and read. Cut out words, match, and paste.
Choose a picture. Cut and paste. Draw the picture.




I



see



a



.

I


see

a


.

Trace, read, and draw. Read the sentences.

I see a



It is






Cut out and make sentences. Read the sentences.

It

It


I



is

is

see



a

red

a



.

.


.

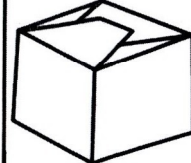








Look at the pictures. Cut out and paste the cards. Read the sentences.




The is the  .




The is the  .




on



in



Read, write, and draw. Read your sentences.




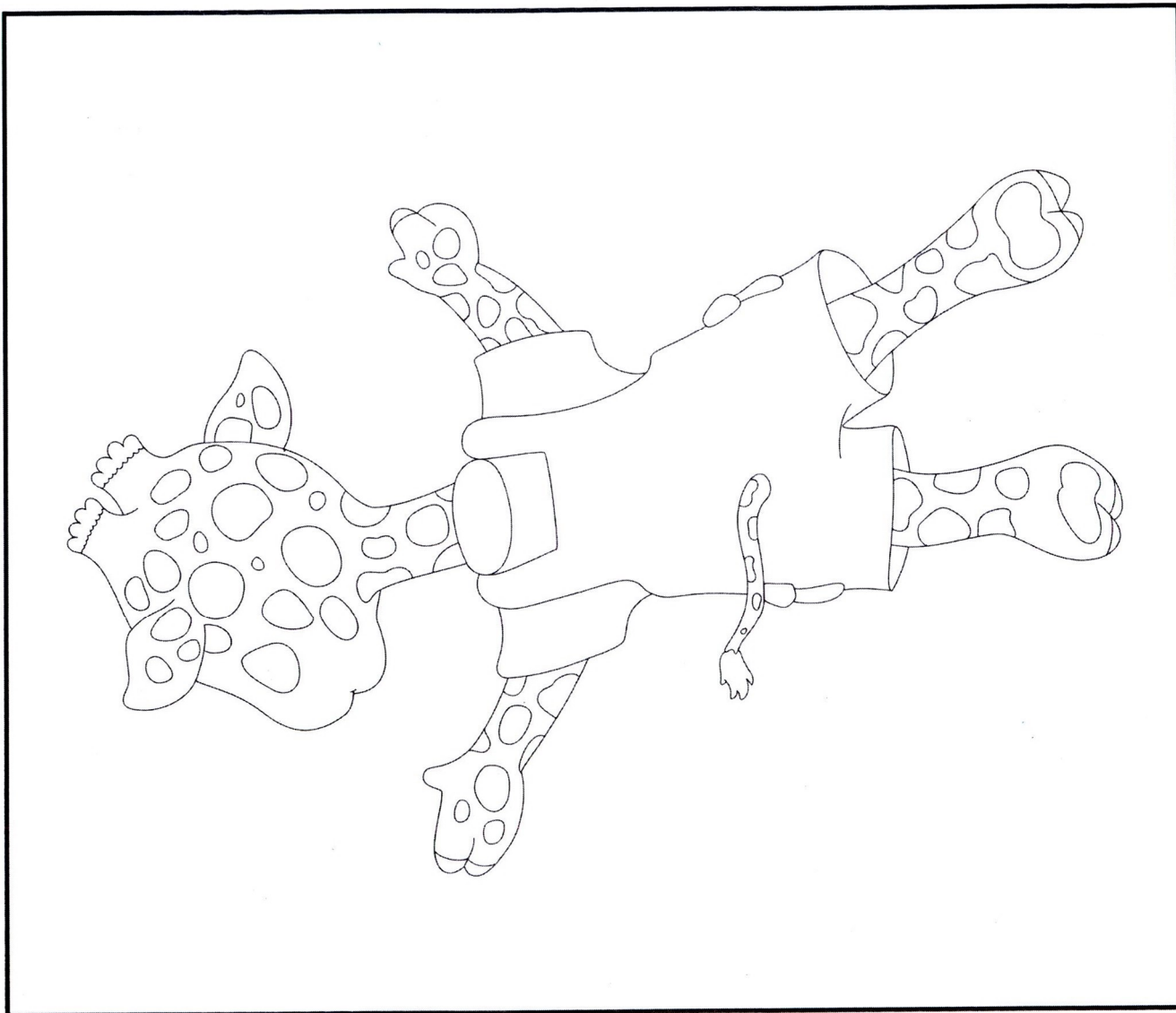
I see a _____.

It is _____.



Color and cut out the puppet. Tape or paste the puppet to a stick.





Pockets 3

Second
Edition



Reach into *Pockets, Second Edition*, for a happy, productive English classroom! This popular four-level course for children aged two to five features an easy-to-use, five-step pedagogy that supports language acquisition and skills development.

New to the second edition


- fun hands-on projects
- a values curriculum
- more math content
- dialogue-enhanced assessments
- photographs for a real-life connection
- student CD-ROMs
- new songs and chants
- a Reading and Writing Workbook with Teacher's Notes
- a new level for two-year-olds

Components

- Student Book with CD-ROM (Levels 2 and 3)
- Workbook with Songs and Chants CD
- Reading and Writing Workbook (one for program)
- Interleaved Teacher's Edition
- Class Audio CD
- Large-format Picture Cards
- Large-format Posters
- Teacher's Bonus Pocket (one for program)
- Mascot Puppet
- Video (DVD) with Guide
- Big Book with Teacher's Notes
- Companion Website



Pockets Companion Website
<http://www.pearsonlongman.com/pockets>



www.irLanguage.com
After *Pockets*,
move on to *Backpack!*