

Second  
Edition

# Pockets 1



Mario Herrera

Barbara Hojel



# Pockets 1

Second  
Edition



Mario Herrera      Barbara Hojel

# Contents

<b>1</b>	<b>My Classroom</b> .....	<b>2</b>
<b>2</b>	<b>My Body</b> .....	<b>14</b>
<b>3</b>	<b>My Toys</b> .....	<b>26</b>
<b>4</b>	<b>My Family</b> .....	<b>38</b>
<b>5</b>	<b>Our Pets</b> .....	<b>50</b>
<b>6</b>	<b>My Clothes</b> .....	<b>62</b>
<b>7</b>	<b>Party Food</b> .....	<b>74</b>
<b>8</b>	<b>Around My Home</b> .....	<b>86</b>
<b>9</b>	<b>Nature Around Us</b> .....	<b>98</b>



1

# My Classroom

Listen and point. Say.







2

Warm Up






Listen, point, and say. Trace.











Trace and say.




Practice: circle







Paste and say.







Let's read.



Yippee!



## At School



Hi! My name  
is Kim.



Hi! My name  
is Alex.



# 2

# My Body

Listen and point. Say.







Circle the body parts. Say.






Find and point to the circles.






Facis. Colora your face









Stick and color.





 Trace and say.



Practice: blue





Paste and say.







This is fun!




Look! This is my nose.






# My Stick Puppet

Draw and paste.





 Point to the body parts and say. Stick.

Unit 2  
GOOD  
JOB!






# 3

# My Toys




Listen and point. Say.








Listen, point, and say. Trace.







Trace the squares.





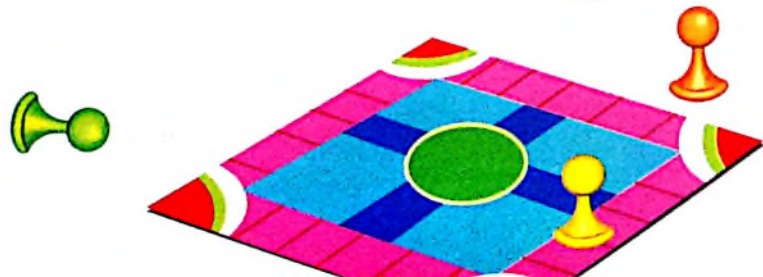


 Trace and say.







Paste and say.







Thank you, Mother!



# My Teddy Bear



I love my teddy bear!






 Oh no! My teddy is broken!



 Don't cry.  
I'll fix it!


 OK.





Color the toys and say.


Share





# My Bear

Fold, paste, and draw.









Play and say. Stick.

Unit 3  
GOOD  
JOB!



Assessment





 Trace the squares.





Trace. Point and say.







Stick and color.








Say and color.



Practice: red, blue, yellow



 Paste and say.







This is the baby.



# My Family




This is my father.



Hello!






This is my brother.



Hello!



This is my sister.




Hello!





Paste paper on the frame.


# Love Your Family





# My Family Album

Fold, paste, and draw.








Play and say. Stick.

Unit 4  
GOOD  
JOB!





# 5

# Our Pets



Listen and point. Say.








Listen, point, and say. Trace.




Presentation: cat, dog, rabbit, turtle, fish, bird







Trace the triangles.







Draw a line and say.








Stick and color.







 Trace and draw. Say.







Paste and say.







Good-bye!

© Pearson Education, Inc. All rights reserved.

# I Have a Pet



Hello, Sam. Look!  
I have a dog.





Hello, Ann. Look!  
I have a rabbit.



Hello, Ann. Hello, Sam.  
Look! I have a cat.



# Be Kind to Pets

Values



Circle the cat. Draw another pet.








# My Rabbit


Use dough and make a pet.





 Play and say. Stick.

Unit 5  
GOOD  
JOB!





6

# My Clothes

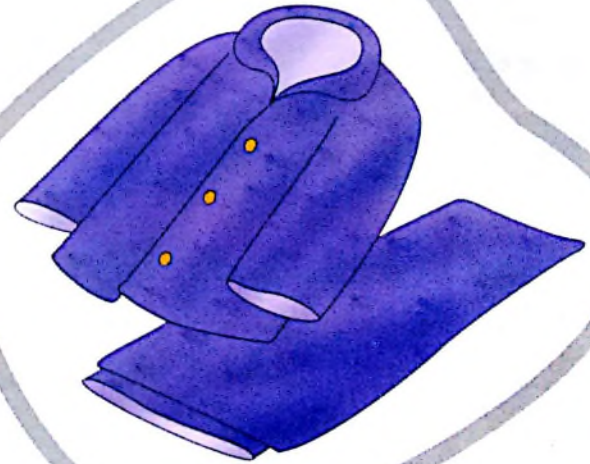

Listen and point. Say.







Listen, point, and say. Trace.



Presentation: T-shirt, pants, shoes, dress, jacket, pajamas




Trace the triangles. Find others.







Match the clothes and say.







Stick and color.







Trace and paste paper.







Paste and say.





# The Red T-Shirt



Thank you,  
Mother!



You're  
welcome.

© Pearson Education, Inc. All rights reserved.



Look, Mother!  
I want a T-shirt!





OK! Let's go in.



Hello! What do you want?




I want a red T-shirt, please.



Color the clothes and say.

Be Helpful



Application: Do What's Right

Unit 6

71





# My T-Shirt

Draw and paste.





Play and say. Stick.

Unit 6  
GOOD  
JOB!





# 7



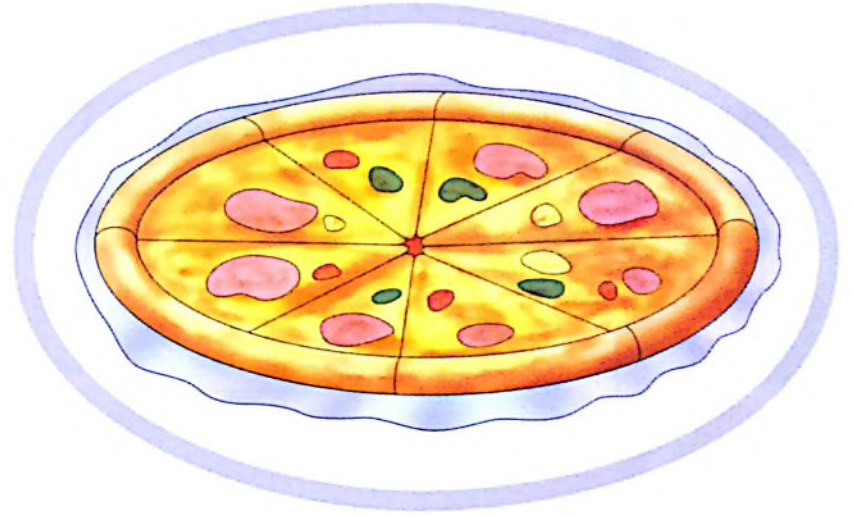
# Party Food

Listen and point. Say.







Listen, point, and say. Trace.







Trace the rectangles. Find others.







Draw lines in color and say.



Practice: blue, yellow, green, orange, purple





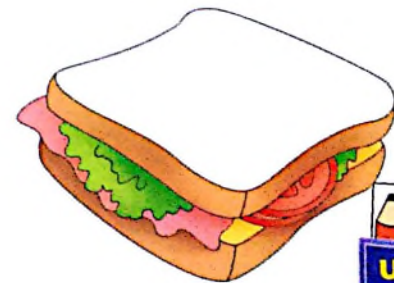

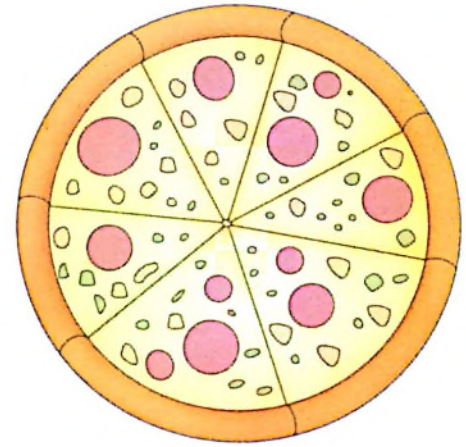

Stick and color.







Draw a line and say.







Paste and say.







Good-bye,  
Alex!  
Thank you!



You're  
welcome!

© Pearson Education, Inc. All rights reserved.

# A Party



Hello! Let's have a party.





Look, pizza! Lemonade!



I like pizza!



I like lemonade!





Paste paper on the frame.

# Take Turns

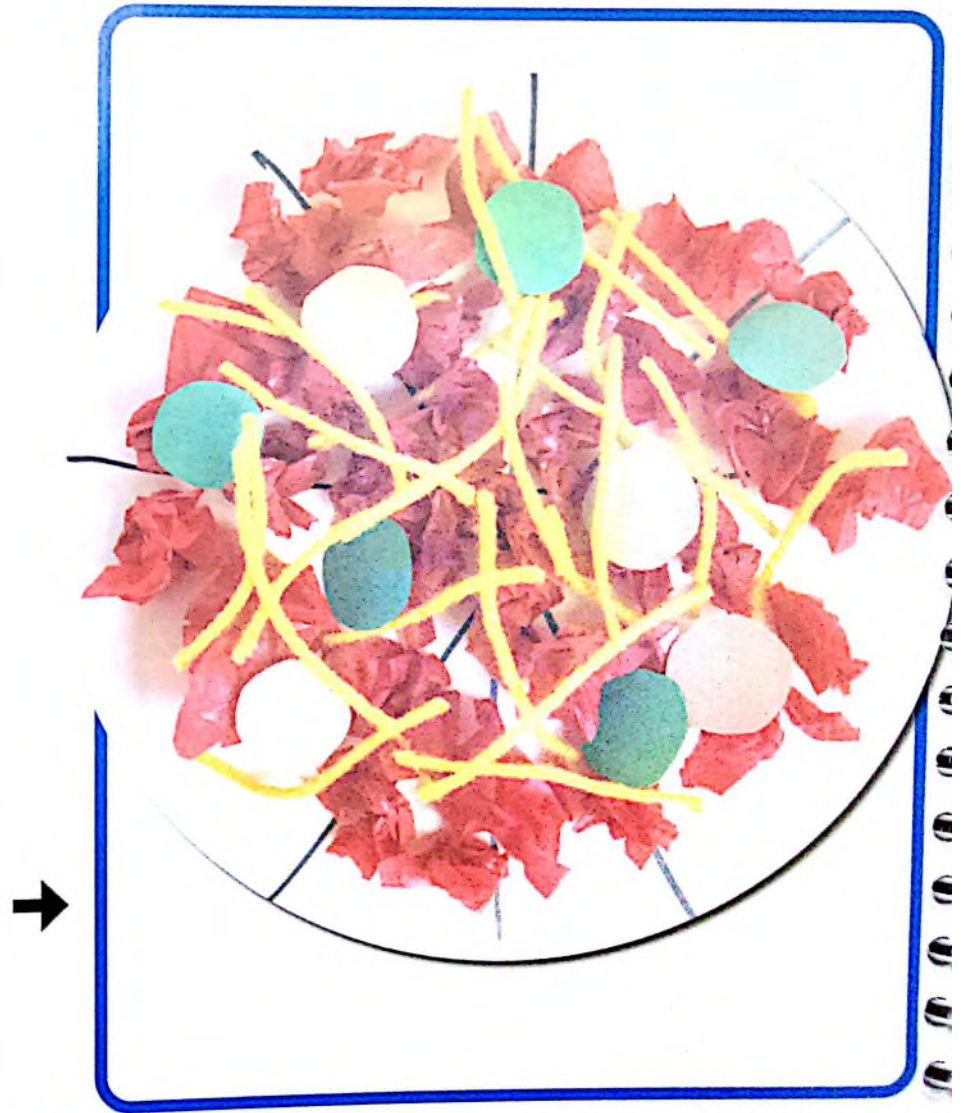




Application: Do What's Right



# My Pizza


Draw and paste.





 Play and say. Stick.

Unit 7  
GOOD  
JOB!





# 8

# Around My Home



Listen and point. Say.








Listen, point, and say. Trace.










 Trace the rectangles. Find others.







Match and say.










Stick and color.







Draw a path. Say.







Paste and say.







Thank you, Mother.  
We like the park.

© Pearson Education, Inc. All rights reserved.

# At the Park



Let's go to  
the park.



Yes!  
Yes!





I like the slide.



Whee!



Let's go to  
the swings!



Yes! I like  
swings!



TOYS

FOOD

Be Friendly






Trace and say "Hello."





# Our Playground Picture

Draw and paste.





Play and say. Stick.

Unit 8  
GOOD  
JOB!

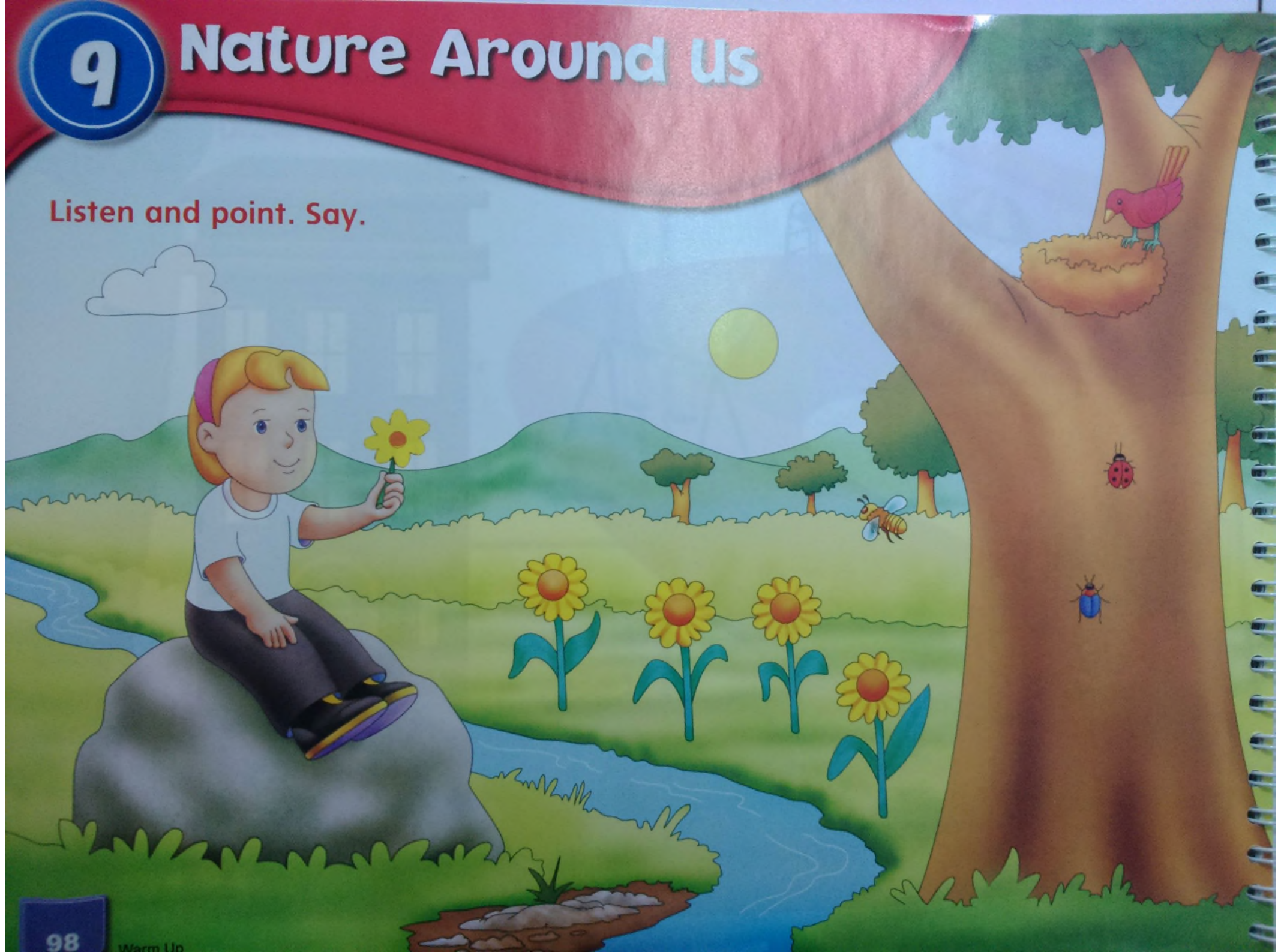




# 9

# Nature Around Us

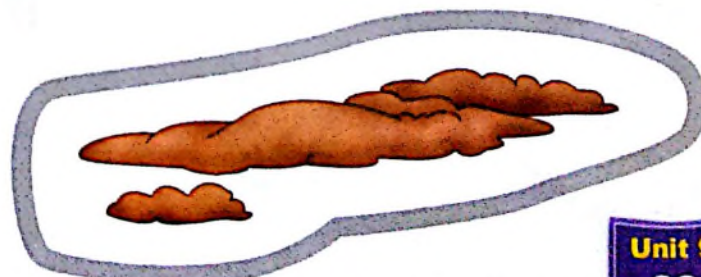





Listen and point. Say.










Listen, point, and say. Trace.



Presentation: tree, grass, sun, flower, bugs, dirt




 Trace and say.










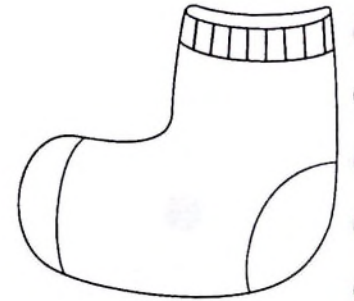



Trace and say. Paste paper.










Stick and color.





Trace the lines. Say.








Paste and say.







# The Ladybug



 **Look!**


 **What's that?**




 **Good-bye.**






 **It's a ladybug!**



 **I like ladybugs!**

 **Wow!**



Draw more grass and flowers.

Enjoy Nature



Values





# My Ladybug

Color and paste.





Point and say. Stick.

Unit 9  
GOOD  
JOB!



Assessment

Unit 9  
109








# Pockets 1, Second Edition - Stickers

Unit 1 Page 6



Unit 2 Page 18




Unit 3 Page 30



Unit 6 Page 66



Unit 4 Page 40



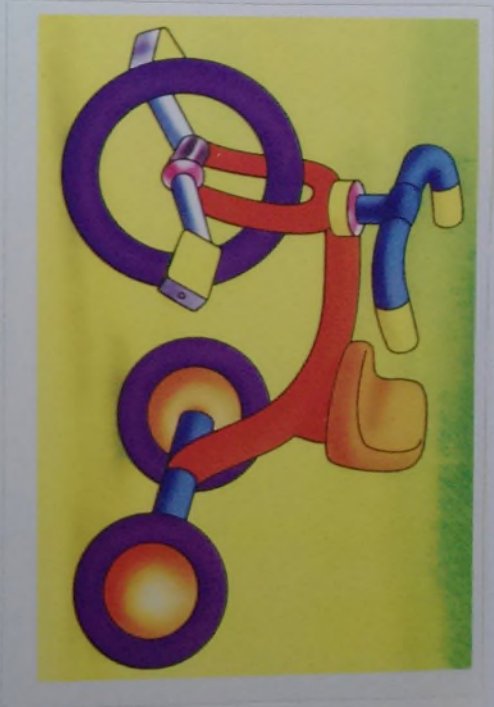
Unit 5 Page 54



Unit 7 Page 78




Unit 8 Page 90





# Pockets 1, Second Edition - Stickers

Unit 9  
Page 102



**"Good Job!" Stickers**





**Pockets 1**  
**Second Edition**  
**Punchouts**

**Unit 3**  
**Page 32**



**Unit 4**  
**Page 44**






# Pockets 1 Second Edition Punchouts

Unit 8  
Page 92

Unit 9  
Page 104





# Pockets 1 Second Edition Punchouts

Unit 5  
Page 56



Unit 6  
Page 68



Unit 7  
Page 80







# Pockets 1 Second Edition Punchouts

Unit 1  
Page 8



Unit 2  
Page 20





# Pockets 1

Second Edition



Reach into *Pockets, Second Edition*, for a happy, productive English classroom! This popular four-level course for children aged two to five features an easy-to-use, five-step pedagogy that supports language acquisition and skills development.

## New to the second edition

- fun hands-on projects
- a values curriculum
- more math content
- dialogue-enhanced assessments
- photographs for a real-life connection
- student CD-ROMs
- new songs and chants
- a Reading and Writing Workbook with Teacher's Notes
- a new level for two-year-olds

## Components

- Student Book with CD-ROM (Levels 2 and 3)
- Workbook with Songs and Chants CD
- Reading and Writing Workbook (one for program)
- Interleaved Teacher's Edition
- Class Audio CD
- Large-format Picture Cards
- Large-format Posters
- Teacher's Bonus Pocket (one for program)
- Mascot Puppet
- Video (DVD) with Guide
- Big Book with Teacher's Notes
- Companion Website



Pockets Companion Website  
<http://www.pearsonlongman.com/pockets>

BACKPACK 1

ISBN-13: 978-0-13-603898-6  
ISBN-10: 0-13-603898-0



9 0 0 0 0 >