

Second
Edition

Pockets 2



Mario Herrera

Barbara Hojel

CD-ROM
included

Pockets 2

Second
Edition



Mario Herrera

Barbara Hojel



Pockets 2, Second Edition

Copyright © 2009 by Pearson Education, Inc.
All rights reserved.

No part of this publication may be reproduced, stored in a retrieval system, or transmitted in any form or by any means, electronic, mechanical, photocopying, recording, or otherwise, without the prior permission of the publisher.

Pearson Education, 10 Bank Street, White Plains, NY 10606

Staff credits: The people who made up the *Pockets, Second Edition* team, representing editorial, production, design, and manufacturing, are Rhea Banker, Iris Candelaria, Tracey Munz Cataldo, Christine Edmonds, Johnnie Farmer, Nancy Flaggman, Yoko Mia Hirano, Christopher Leonowicz, Judy Li, Linda Moser, Barbara Sabella, Susan Saslow, and Mairead Stack.

Text design: Tracey Munz Cataldo

Text composition: TSI Graphics

Text font: Frutiger Bold

Illustrations: Luis Briseno, Luis Montiel, Mari Rodriguez, and Hugo Miranda Ruiz

Photos: Pages 12, 24, 36, 48, 60, 72, 84, 96, 108 by David Mager; all others © clipart.com, dreamstime.com, iStock.com, photoobjects.net, and shutterstock.com

PEARSON LONGMAN ON THE WEB

Pearsonlongman.com offers online resources for teachers and students. Access our Companion Websites, our online catalog, and our local offices around the world.

Visit us at **pearsonlongman.com**.

ISBN-10: 0-13-603878-6

ISBN-13: 978-0-13-603878-8

Printed in China (CTPS/07)

7 8 9 10-V0H3-13 12 11

Consultants and Reviewers

Claudia Abraham, Pekitas, Mexico City, Mexico • **Celina Aceves**, Instituto Miguel Ángel, Guadalajara, Mexico • **Laura Acosta**, Colegio Quetzal, Mexico City, Mexico • **Lilia Argumedo**, Colegio Guadalupe, Mexico City, Mexico • **Elvia Badillo Chávez**, Universidad Anáhuac, Facultad de Educación, Centro de Asesoría Pedagógica, Mexico City, Mexico • **Rosa María Buerba Villegas**, ICIF México-Universidad Anáhuac, Mexico City, Mexico • **Consuelo Cadena Soria**, Escuela Mexicana Americana, Mexico City, Mexico • **Olga Calva**, Colegio Británico, Mexico City, Mexico • **Jacqueline Castillo**, CIMAT, Mexico City, Mexico • **Yoon Joung Chol**, Ewha Language School, Seoul, Korea • **Alma Georgina Cruz**, Fernando R. Rodríguez, Mexico City, Mexico • **Ruth Cruz**, Colegio Carmel, Mexico City, Mexico • **María del Consuelo Durán**, Escuela Mexicana Americana, Mexico City, Mexico • **Rosario Escalada**, Universidad Motolinia, Mexico City, Mexico • **Blanca E. García Robledo**, Kinder John F. Kennedy, Guadalajara, Mexico • **Edgar García Ruvalcaba**, Escuela Bertha Von Glummer, Guadalajara, Mexico • **Mónica García**, Instituto Pierre Faure, Guadalajara, Mexico • **Antonietta González**, IFIMAC, Guadalajara, Mexico • **Jennifer Huerta**, Monte Rosa, Mexico City, Mexico • **Irma Isabel Izquierdo**, Colegio Leonardo Da Vinci, Cancun, Mexico • **Ruth Jasso Valtierra**, Colegio Victoria Tepeyac, Mexico City, Mexico • **Helen Jean**, Hansol GEN, EFL R & D Director, Seoul, Korea • **Ana Langarica Rentería**, Centro Escolar del Tepeyac, Mexico City, Mexico • **Eun-Mi Lee**, Mokdong SLP, Seoul, Korea • **Lorena Patricia Lizardo**, Centro Educativo los Pinos, Guadalajara, Mexico • **Laura López de la Vega**, Colegio Miraflores, León, Mexico • **María Inés López**, FORMUS, Monterrey, Mexico • **Juanita Elvira Marroquín**, Instituto Regiomontano, Monterrey, Mexico • **Lucy Miranda**, Liceo Mexicano, Monterrey, Mexico • **Gabriela Muela**, Instituto Olimpia, Monterrey, Mexico • **Aida Nájera**, Bernardo de Balbuena, Mexico City, Mexico • **Margarita Natera**, Colegio Hispano Inglés, Leon, Mexico • **Marcela Reyes**, Colegio Reims, Mexico City, Mexico • **Angélica Ríos**, Nanny, Mexico City, Mexico • **Mariana Serralde**, Centro Educativo Monte Verde, Cancun, Mexico • **María Fernanda Torres Romero**, Escuela Mexicana Americana, Mexico City, Mexico • **Bertha Vázquez**, Latin American School, Monterrey, Mexico • **Lucy Vergara**, Colegio Andersen, Mexico City, Mexico

Pearson Longman would like to thank the following schools for piloting *Pockets, Second Edition*:

Colegio Anglo Francés, Monterrey, Mexico • **Colegio Cervantes Colonias**, Guadalajara, Mexico • **Colegio Euterpe**, Monterrey, Mexico • **Colegio Highlands**, Monterrey, Mexico • **Colegio Himalaya**, Monterrey, Mexico • **Colegio Hispanoamericano**, León, Mexico • **Colegio Isabel La Católica**, Monterrey, Mexico • **Colegio Mexicano**, Monterrey, Mexico • **Colegio Mi Pequeño Sol**, León, Mexico • **Colegio Miraflores**, León, Mexico • **Instituto Damicis**, Puebla, Mexico • **Instituto Godwin**, Mexico City, Mexico • **Instituto Kilimanjaro**, Monterrey, Mexico • **Instituto Leonés**, Leon, Mexico • **Instituto Mexicano Madero, Campus Toledo**, Puebla, Mexico • **Instituto Mexicano Madero, Campus Zavaleta**, Puebla, Mexico • **Instituto Miguel Ángel**, Guadalajara, Mexico • **Instituto Olimpia**, Monterrey, Mexico • **Irish Valley Preschool**, Monterrey, Mexico • **Kinder Andes**, Mexico City, Mexico • **Kinder Edelweiss**, Mexico City, Mexico • **Oak Hill CECVAC Preschool**, Monterrey, Mexico • **Oxford Preschool**, Mexico City, Mexico • **Pinecrest Institute**, Mexico City, Mexico

Child Reviewers

Emily Bupp (4 years old) • **Kyle Shigeo Frommer** (4 years old) • **Cole Nam** (3 years old) • **Carlos Portillo Vázquez** (3 years old) • **Karla Portillo Vázquez** (5 years old) • **Marlee Reinmuth** (5 years old) • **Melissa Rodino** (5 years old) • **Veronika J. Volcjak** (3 years old) • **Nina Marie Williams** (4 years old)

Contents

1	At School	2
2	Our Senses	14
3	At the Fair	26
4	People We Know	38
5	Zoo Animals	50
6	Clothes for All Weather	62
7	Foods We Like	74
8	Our Neighborhood	86
9	The Sky	98

1

At School

Listen and point. Say.




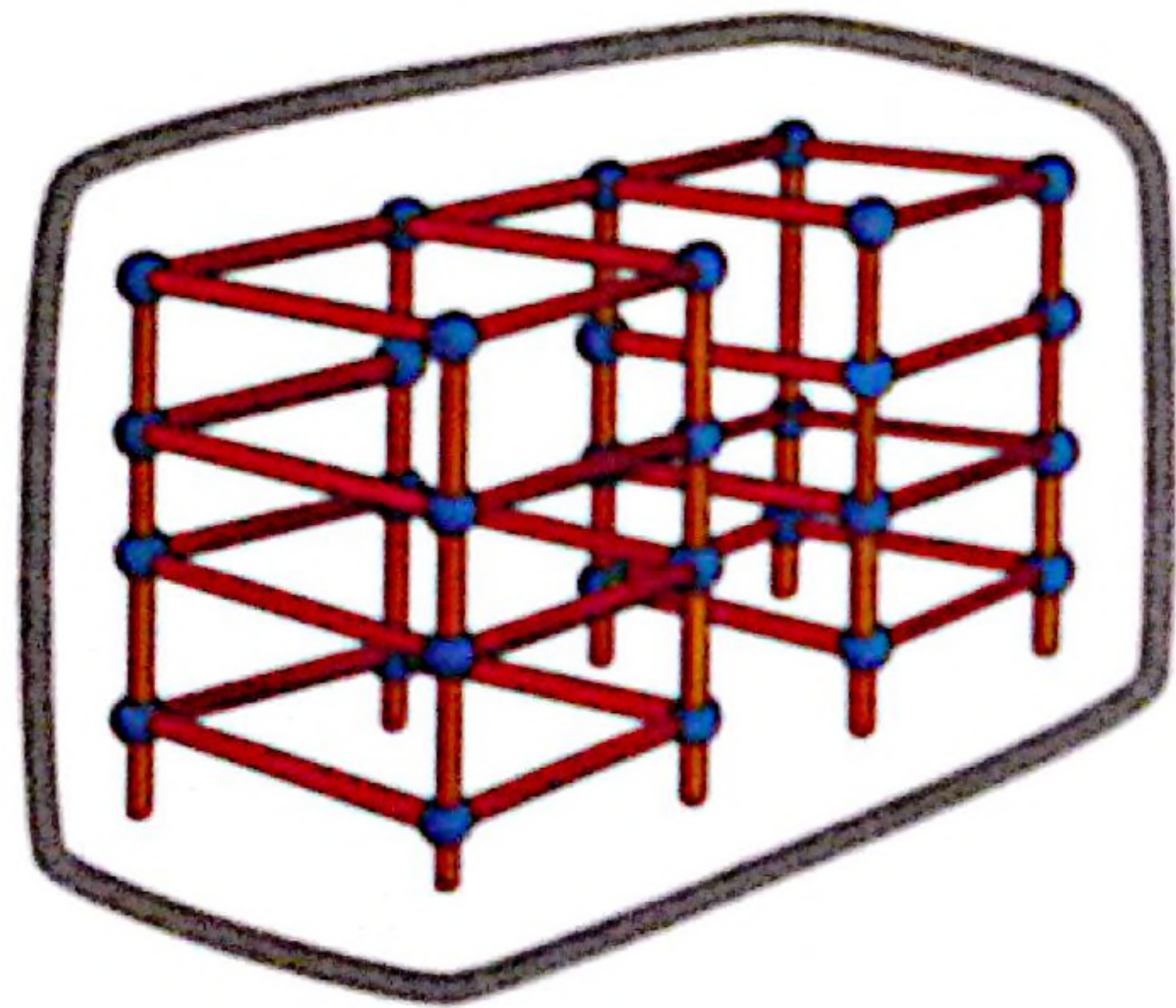
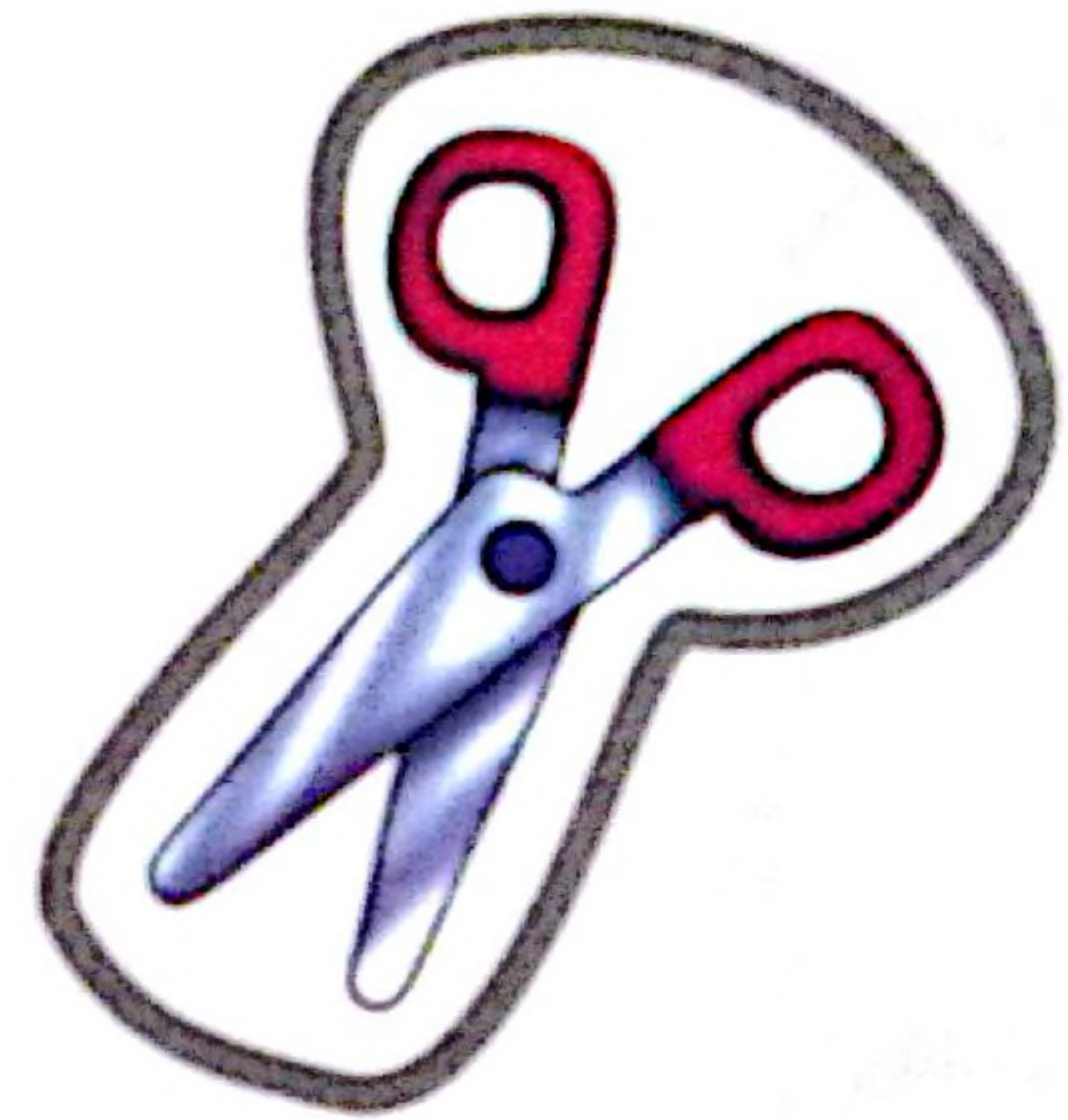
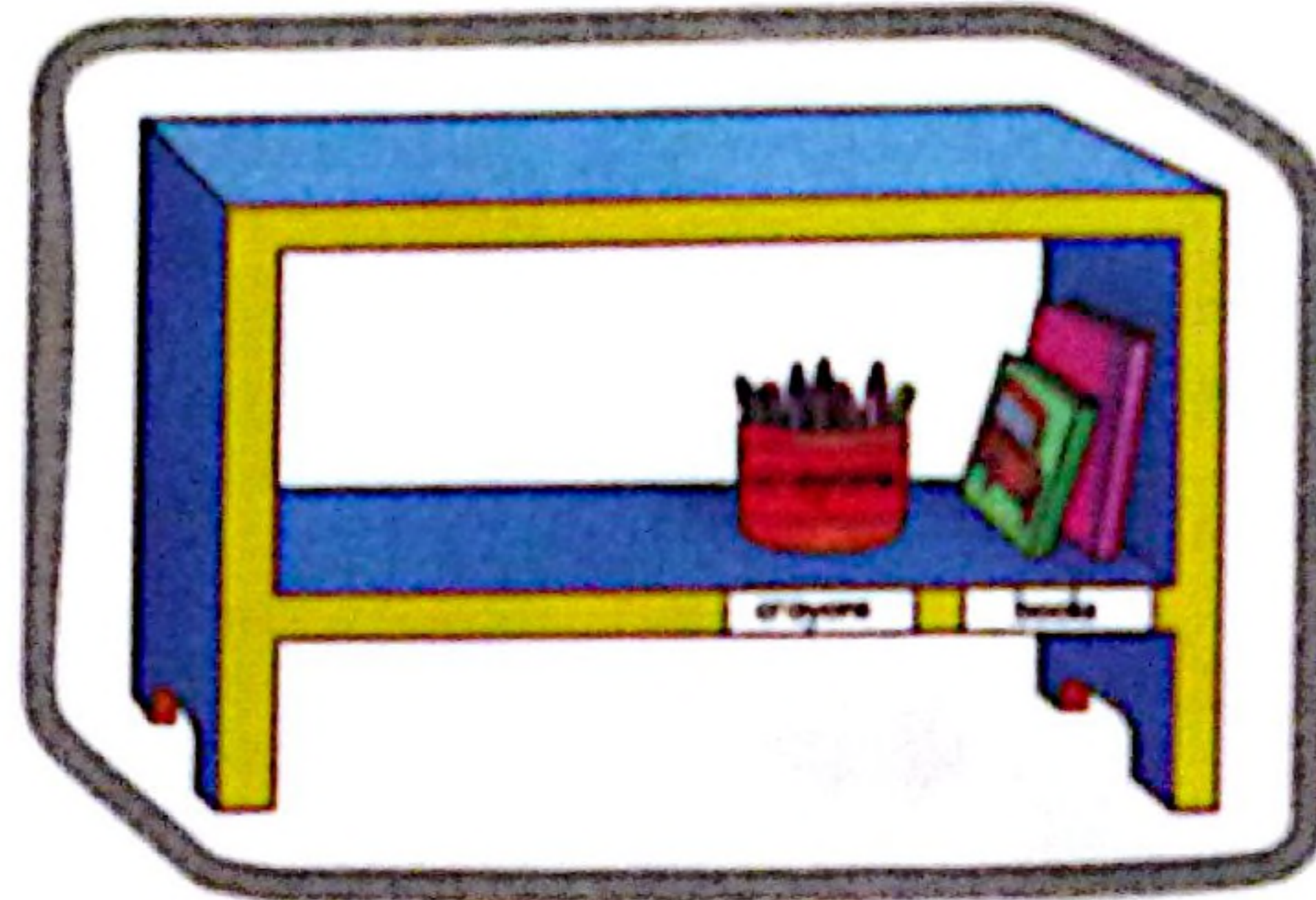
2

Warm Up








Listen, point, and say. Trace.



Presentation: book, shelf, scissors, jungle gym, hula hoop, ball

 Trace and say. Find shapes and colors.






Find and say. Listen and circle.



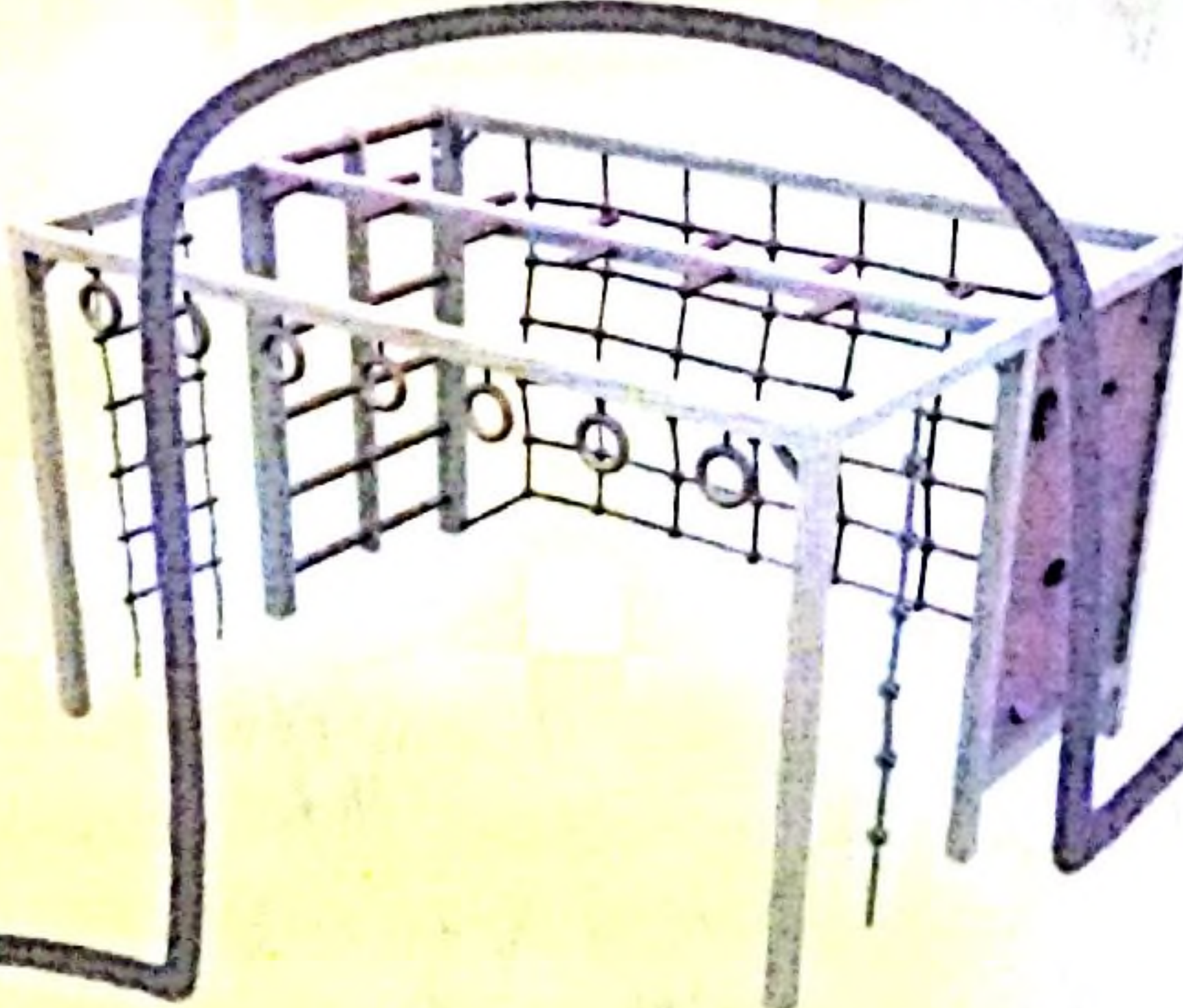





Listen and say. Match and stick.



Trace the path and say.




Practice: in, out, up, down/playground objects





Paste the Cutouts (page 111) and/or draw. Say.





 Time to go home!



Outside and Inside

 We play outside!



Hello,
teacher!



Hi! Come
inside.

2



We work and
play inside!

3



Choose, cut, and paste. Say.

Work Together

values






Application: Do What's Right



My Book

Tape and make holes. Tie a ribbon. Draw.



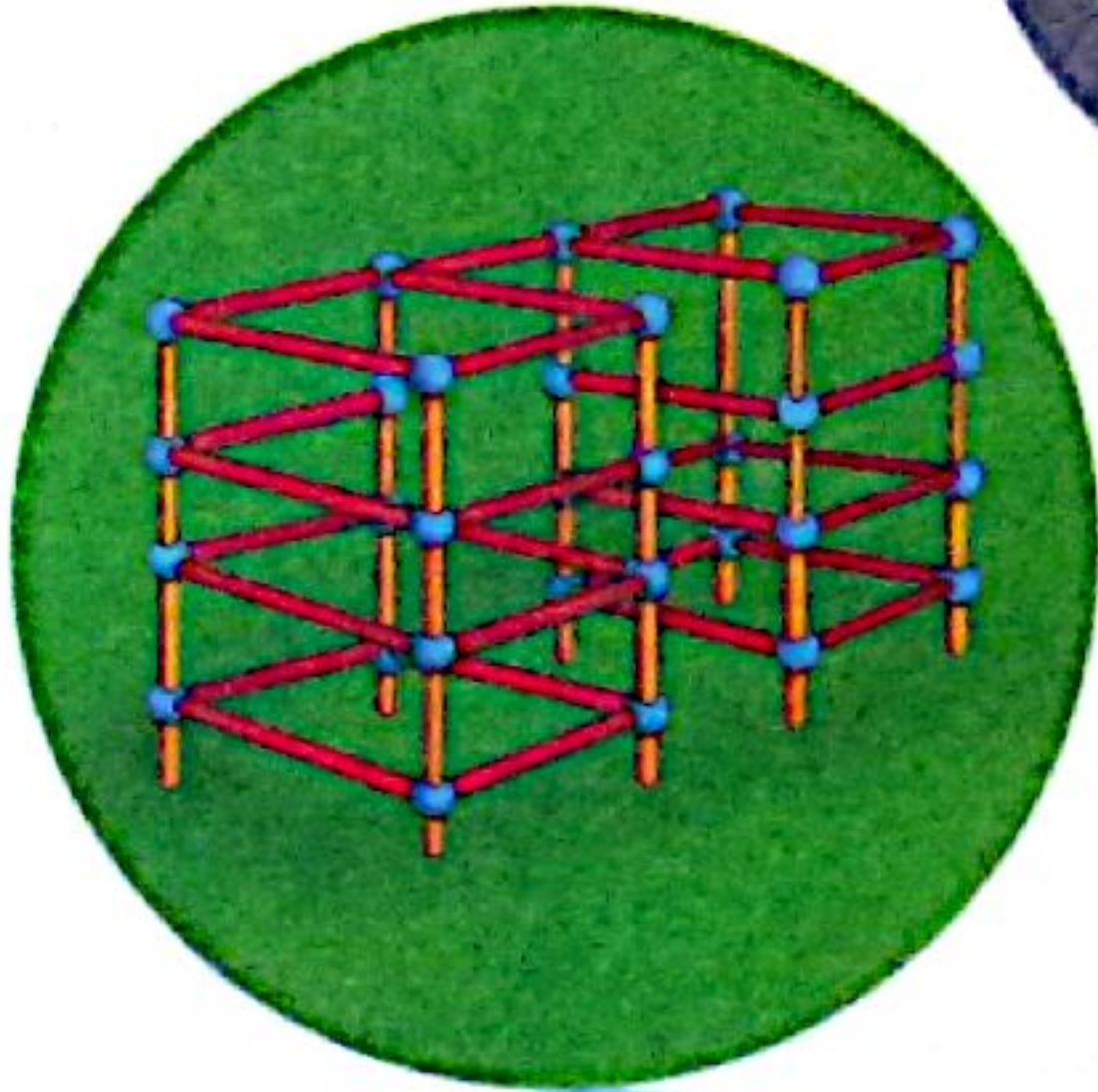
A12



Listen. Point and say. Stick.

Unit 1
GOOD
JOB!

It's a hula hoop.



2

Our Senses

Listen and point. Say.



A14




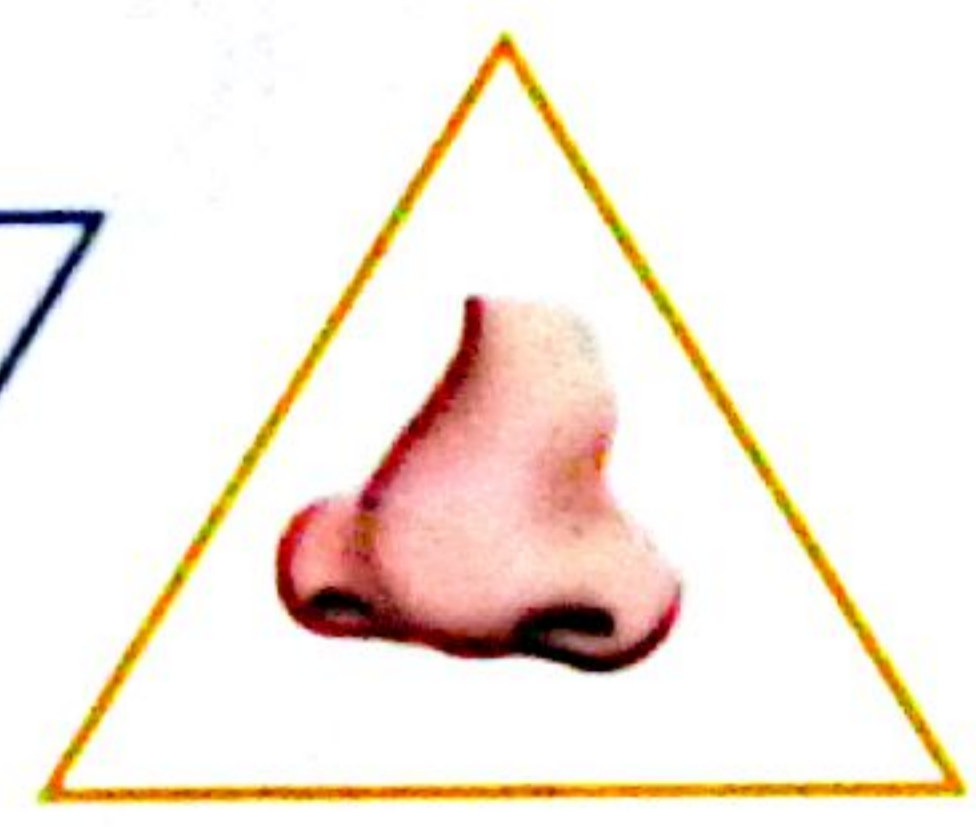
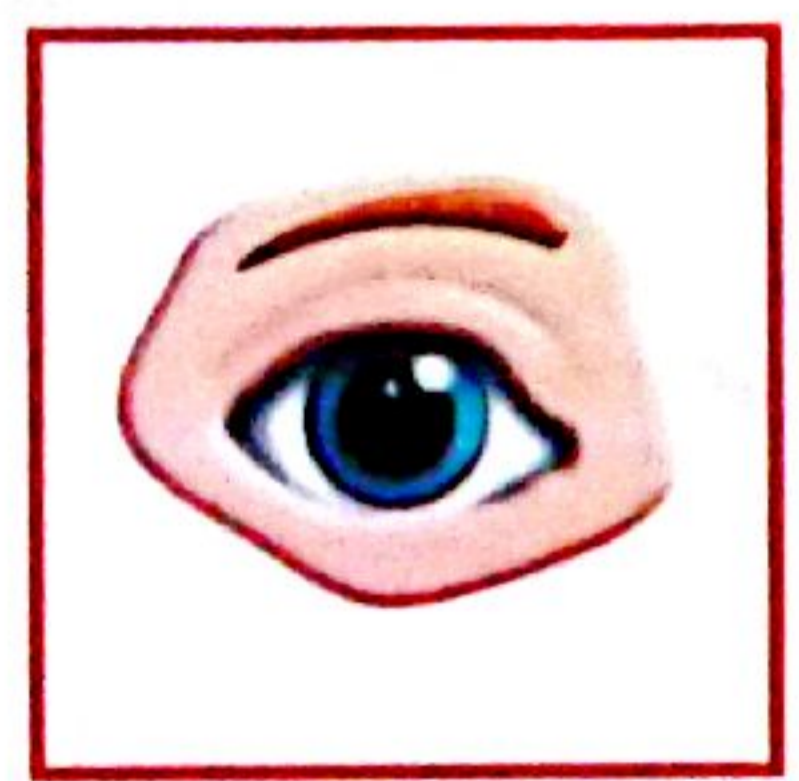

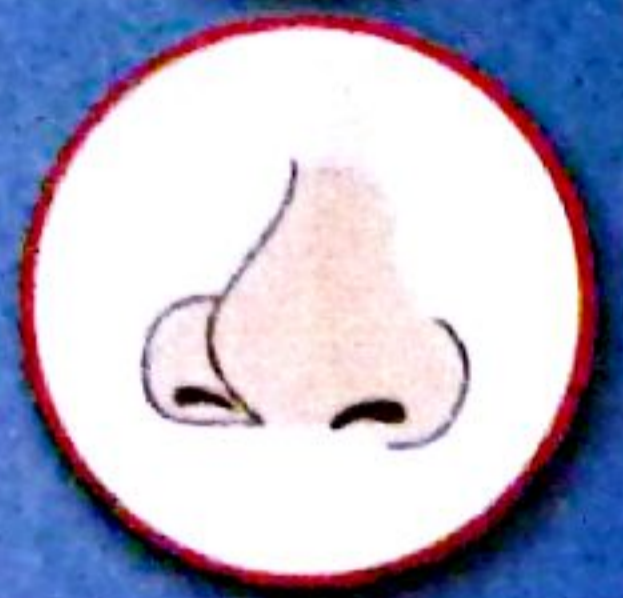
Listen, point, and say. Trace.



Presentation: *hear, see, smell, touch, taste*








Match and say.







Draw what they see, taste, smell, and touch. Say.



A19










Listen and say. Stick. Trace and draw lines.






Color. Match and say.






Paste the Cutouts (page 111) and/or draw. Say.






 **I taste! Mmmmm!**

© Pearson Education, Inc. All rights reserved.



In My Backyard


A23

 **I hear!**



 **I see!**






 **I touch and I smell!**



Choose, cut, and paste. Say.

Listen to Your Teacher

Values





Application: Do What's Right



My Drum

Use a rubber band around wax paper and cut. Decorate.





Listen. Spin and say. Stick.

Unit 2
GOOD
JOB!




I can hear
a drum.



3




At the Fair


Listen and point. Say.






Listen, point, and say. Trace.



 Color. Point and say. Match.



happy




sad



mad


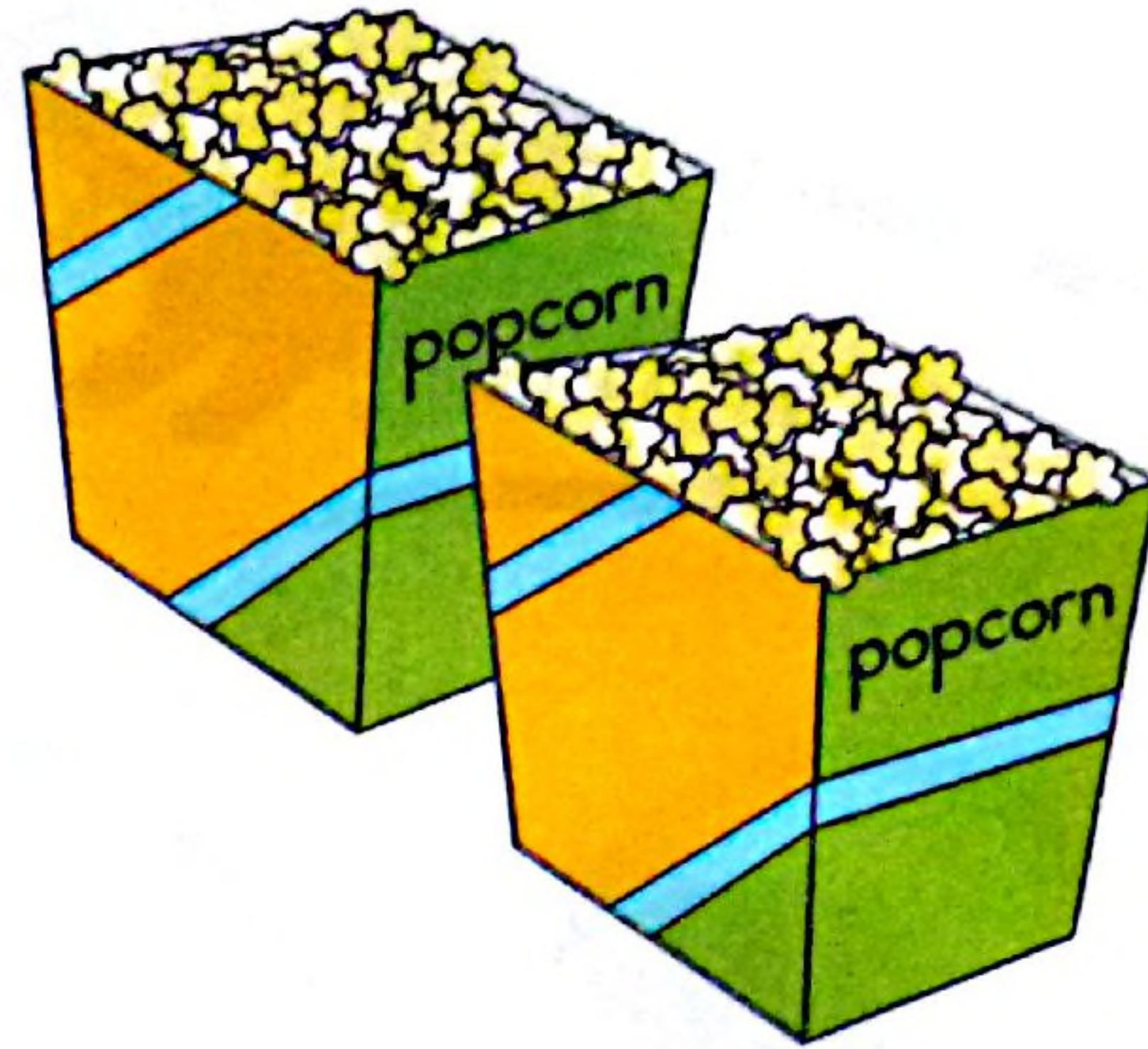



scared




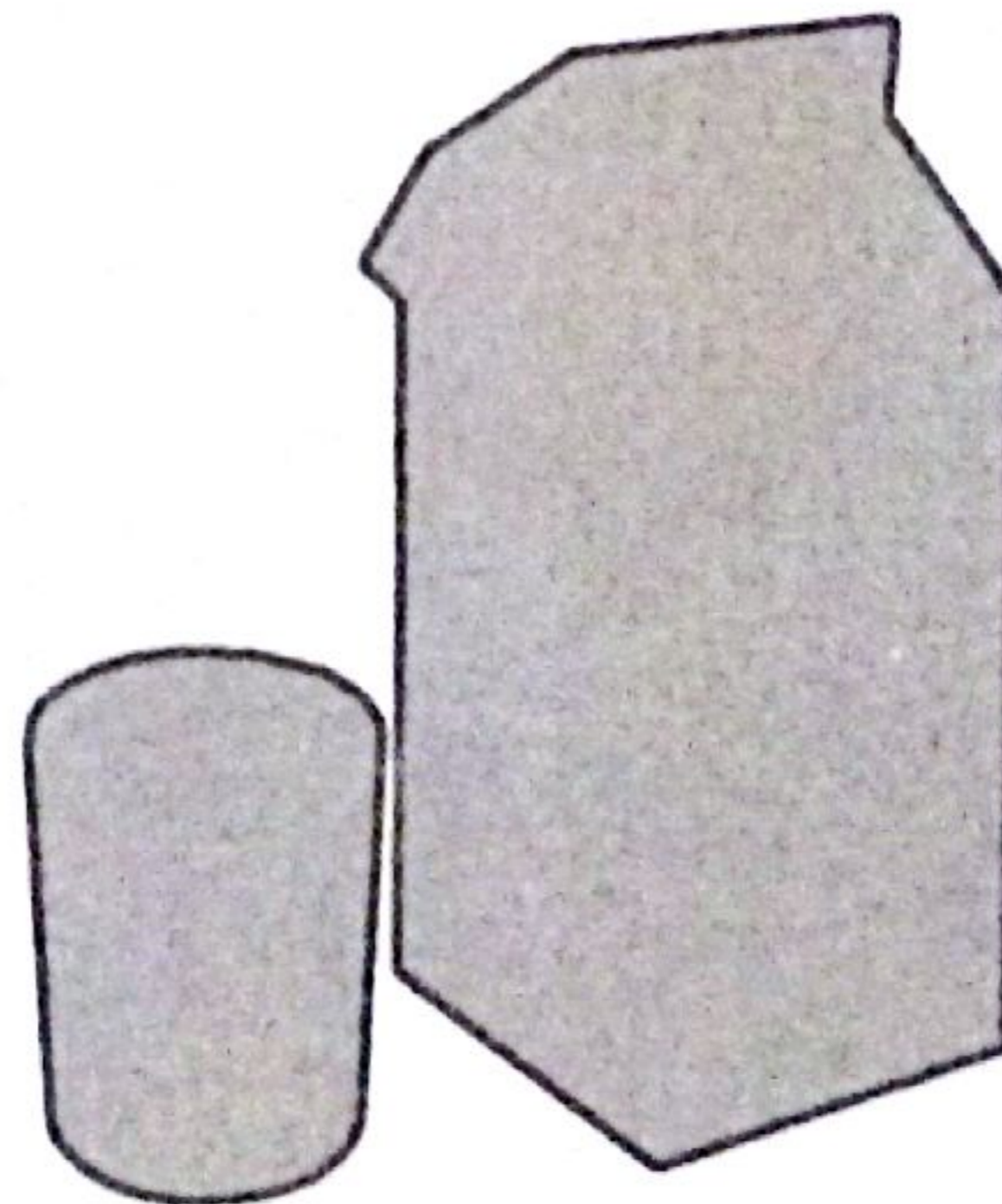





Count and trace. Say.






Listen and say. Stick. Trace and draw lines.





Trace the lines in color. Say.

1.




2.



3.




4.



Practice: light/dark



Paste the Cutouts (page 113) and/or draw. Say.






Thank you, Mother!
Thank you, Father!



I see a merry-go-round!



 I see clowns!

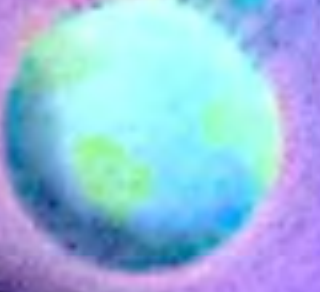


 I see balloons!
I see an airplane ride!

Draw a balloon. Say.

Be Kind

values



Ice Cream





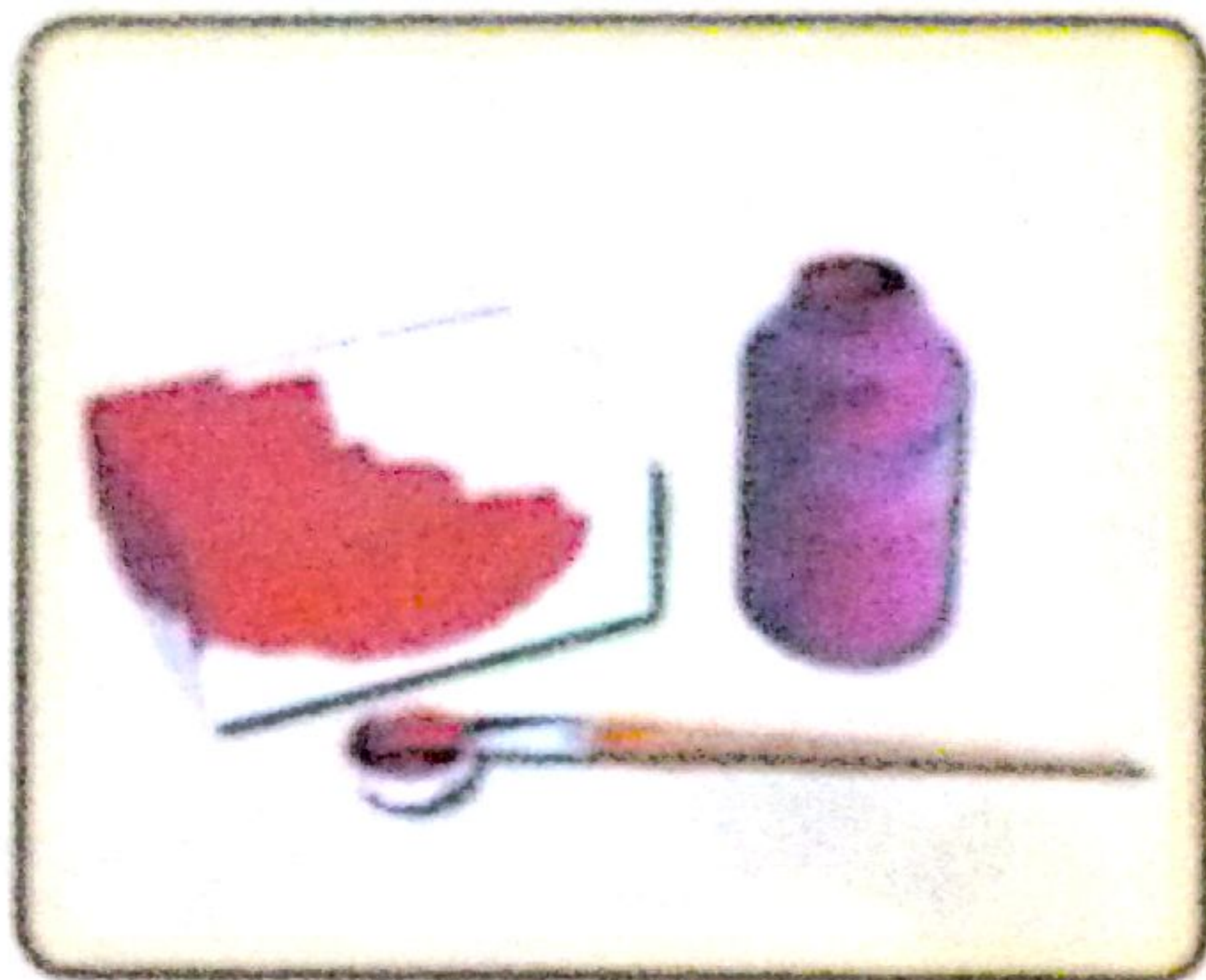
Application: Do What's Right

Unit 3

35

My Train

Paint, Draw, cut, and decorate.





Listen. Point, say, and circle. Stick.

Unit 3
GOOD
JOB!

Fun at the Fair



What is it?




It's a clown.

4

People We Know

Listen and point. Say.






Listen, point, and say. Trace.



Presentation: *uncle, aunt, cousin, family, friend, neighbor*

 Listen and say. Trace.



Count and trace. Say.

5




6





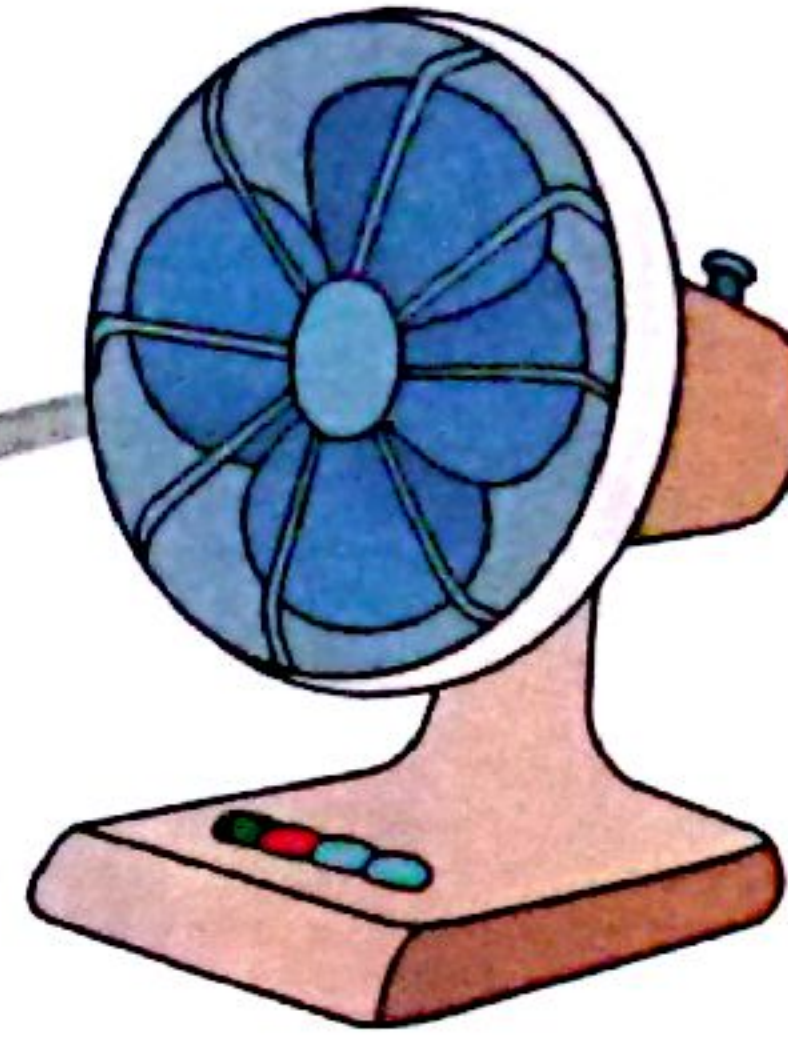
7



A46



Listen and say. Stick. Trace and draw lines.



42

Practice: sound /f/



Listen and say. Circle and cross out.


1.



2.



3.





Paste one frame (page 115) and draw your friend. Say.





Hi, Mom. This is Anna.
She is my new friend!



Cousin Anna





Hi!




Hello. Let's play.




 This is my cousin Anna.

 Hello.



 I like to swing.

 I like to swing, too!



Cut and paste. Say.

Tell the Truth

Values



My Friends


Cut and paste. Punch holes. Make a mobile.






Listen. Point, say, and check. Stick.

Unit 4
GOOD
JOB!



Who is that?


That is a cousin.



5

Zoo Animals

Listen and point. Say.



elephants

lions

zebras

giraffes






seals

monkeys

A52




Listen, point, and say. Trace.







Presentation: zebra, monkey, lion, seal, elephant, giraffe

Find and say. Listen and circle.




 Count and trace. Say.



A57




Listen and say. Stick. Trace and draw lines.






Follow the paths and say.




Practice: He/She wants to see (zebras).




Choose and paste two Cutouts (page 117) and/or draw. Say.






 I see two children.
You and me!



 I see one
elephant.

 I see two
zebras.


© Pearson Education, Inc. All rights reserved.



I see two lions.



I see three seals.




I see four giraffes.



Choose, cut, and paste. Say.

Be Safe

values



Application: Do What's Right


Unit 5

59



My Mask

Cut. Color and paste.






Listen. Follow the path and say. Stick.

What do you see?

I see a zebra.


Unit 5
GOOD
JOB!



6

Clothes for All Weather

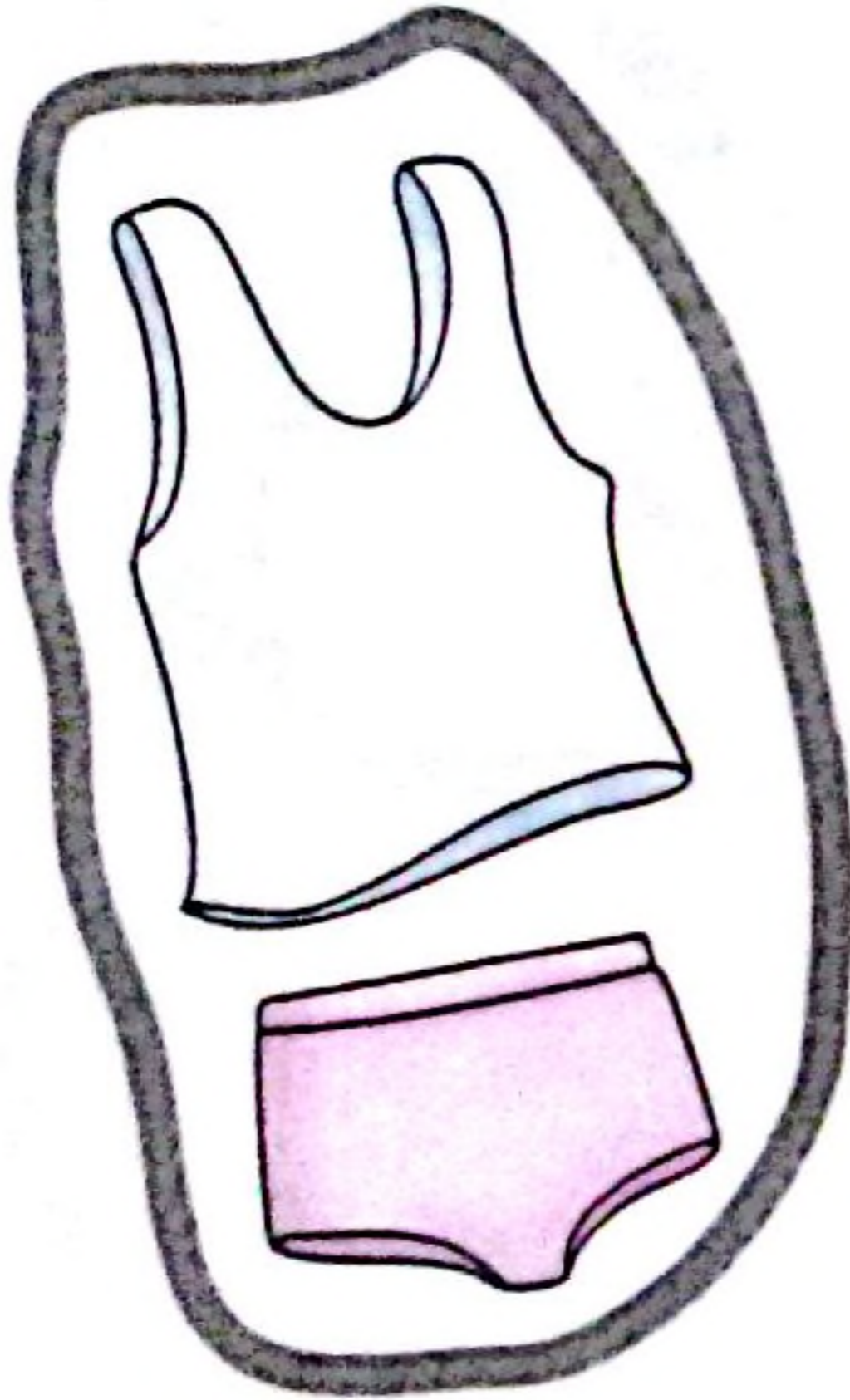
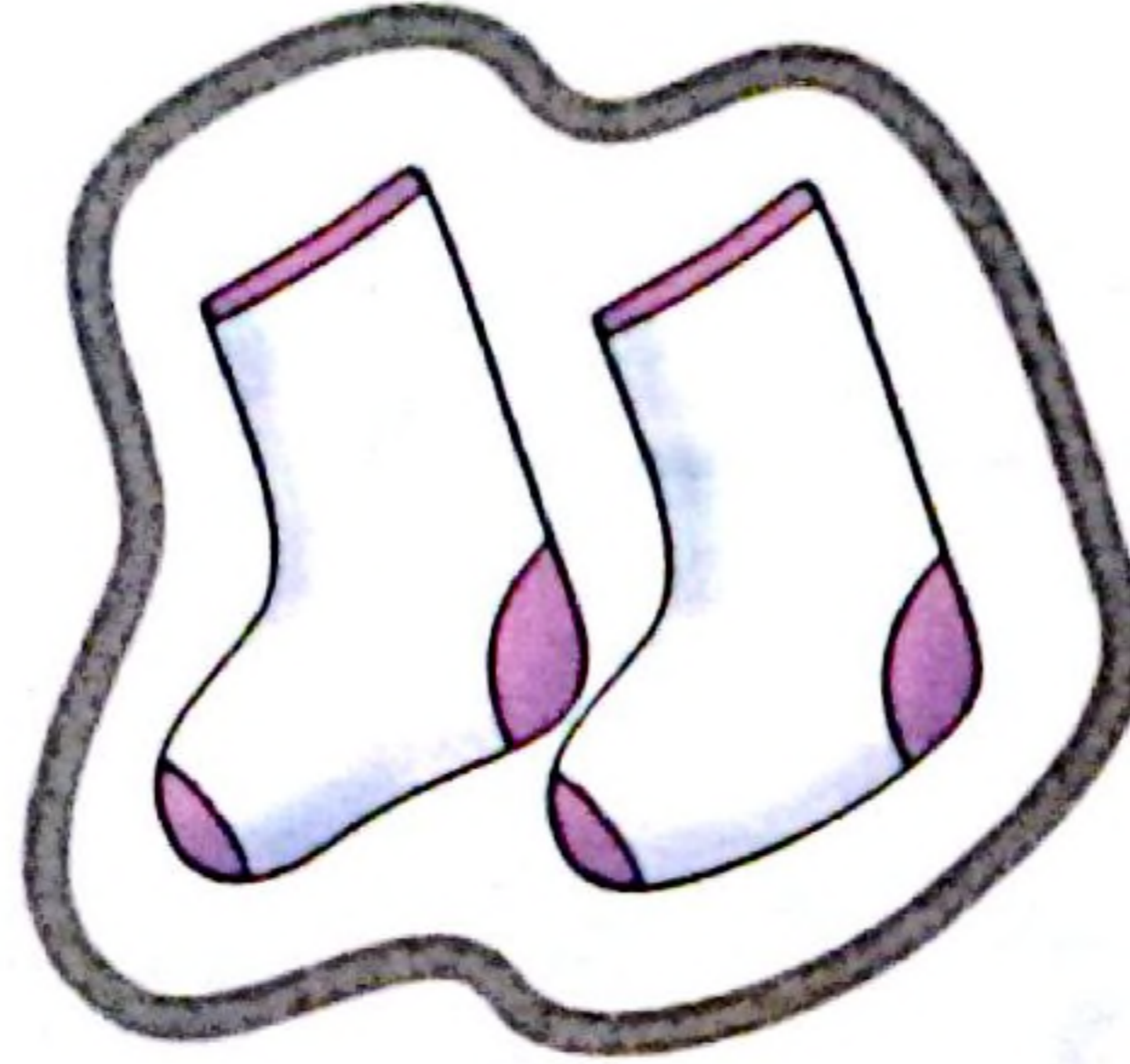
Listen and point. Say.





B2

Listen, point, and say. Trace.



Presentation: sweater, socks, shorts, underwear, bathing suit, raincoat



Listen and say. Trace.



sunny



windy





rainy




snowy

Count, trace, and say. Color.





Listen and say. Stick. Trace letters and draw lines.



fish



father

Ff



farmer



family

 Listen and say. Circle and cross out.

1.



2.



3.



4.



Practice: sounds



Choose and paste the Cutouts (page 119) and/or draw. Say.






I see your bathing suit!



Me too! It's on the doll!

© Pearson Education, Inc. All rights reserved.



Hi!



Hi. Come in.



Let's swim!



Okay!
Where's your
bathing suit?



Is it in your
closet?



No. Where
is it?

Take Care of Your Things


Color the boy's sweater. Say.





My Snowman

Fill the sock and make 3 parts. Decorate.






Listen. Point, say, and circle. Stick.

Unit 6
GOOD
JOB!



What is it?




It's a sweater.

7

Foods We Like





Listen and point. Say.




B14





Listen, point, and say. Check.

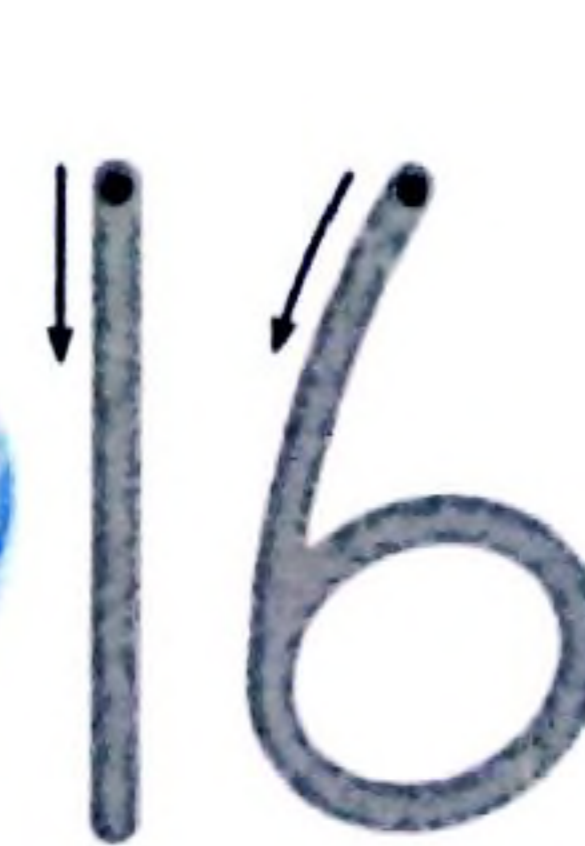





Presentation: soup, chicken, corn, salad, apples, bananas

 Circle the same items and cross out others. Say.




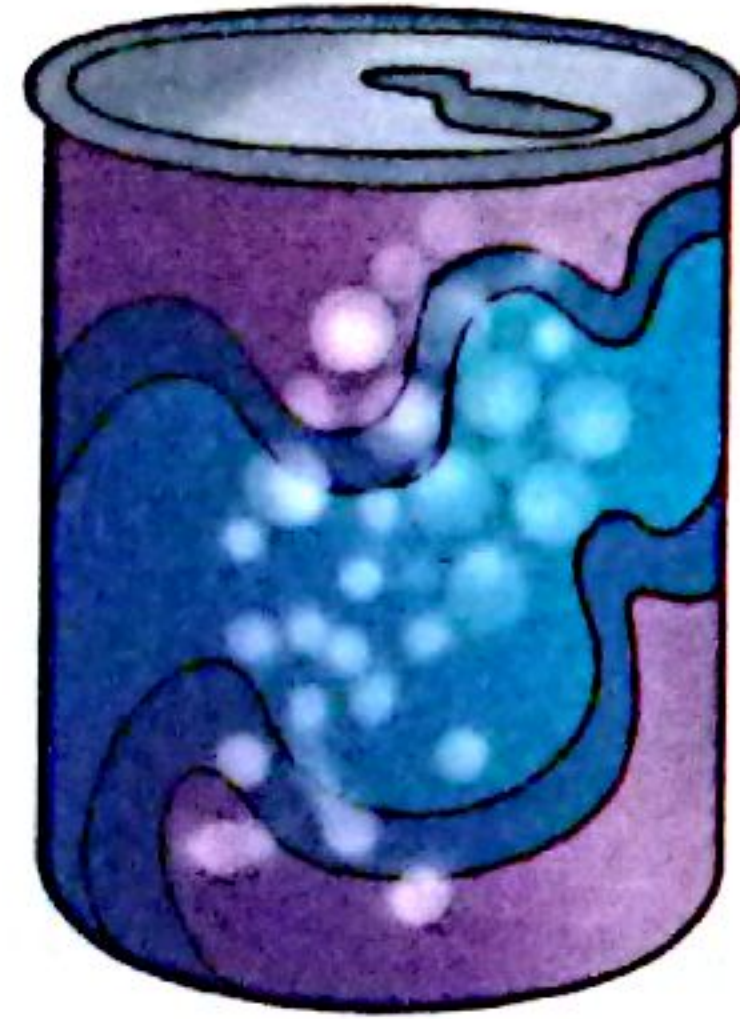
 Count and draw one more. Trace and say.



do w b na





Listen and say. Stick. Trace letters and draw lines.



Ss

soda

sun



sandwich

seal



Listen and say. Draw and say.

1.



2.



3.



4.





Choose and paste the Cutouts (page 121) and/or draw. Say.





I like soup and corn!

B21

Dinner



I'm hungry.



I'm hungry, too!



I like salad!



I like soup!



I like corn!



I like corn, too!
Look! They are the same!

Be Polite

 Circle the foods you want. Say.



Thank you.

You're welcome.



HOT DOGS

Application: Do What's Right



My Sandwich

Cut, put together, and paste.



B22




Listen. Point and say. Stick.

Unit 7
**GOOD
JOB!**

What do you want to eat?

I want soup
and salad.



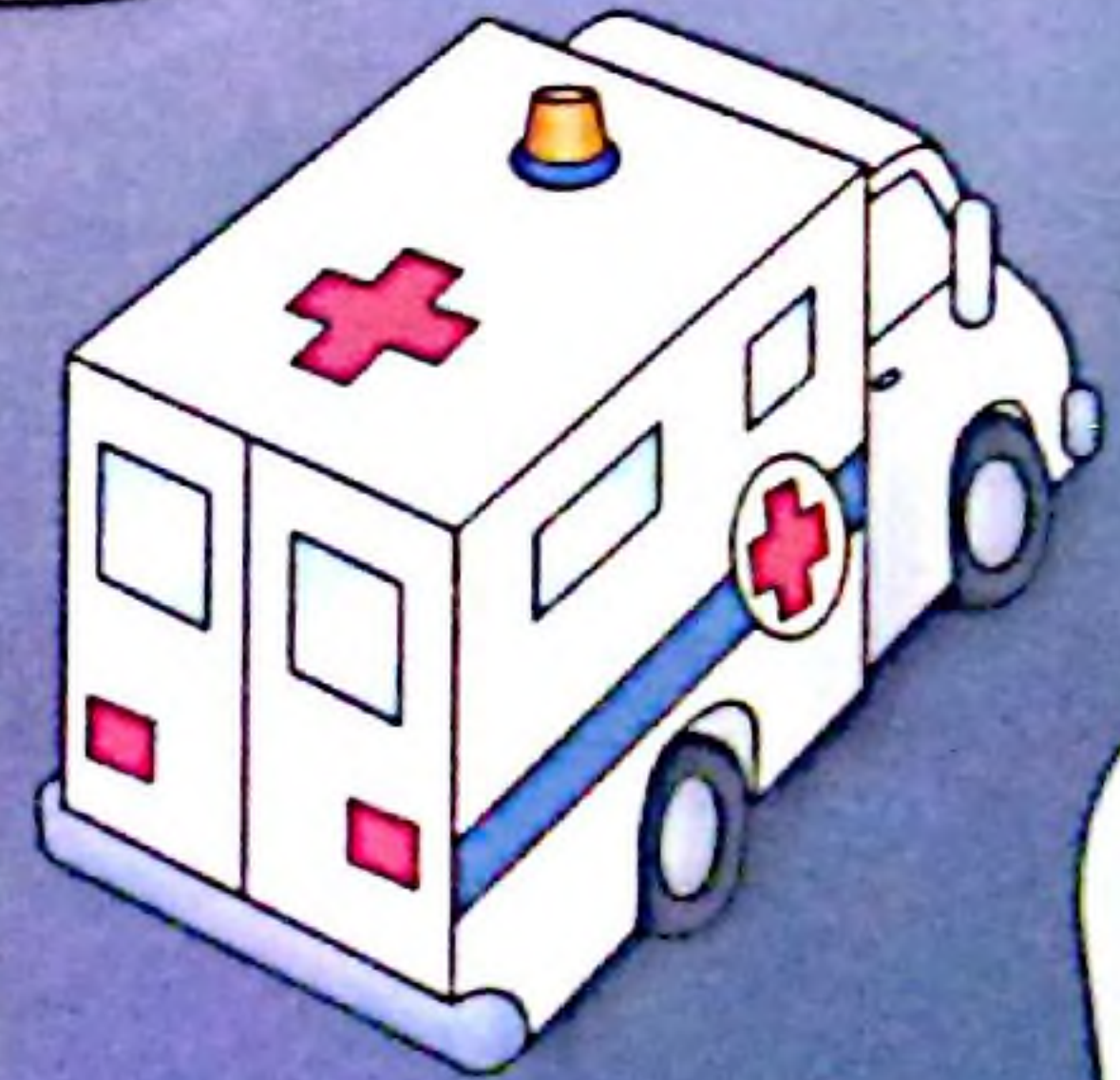


Assessment

Unit 7
85

8

Our Neighborhood


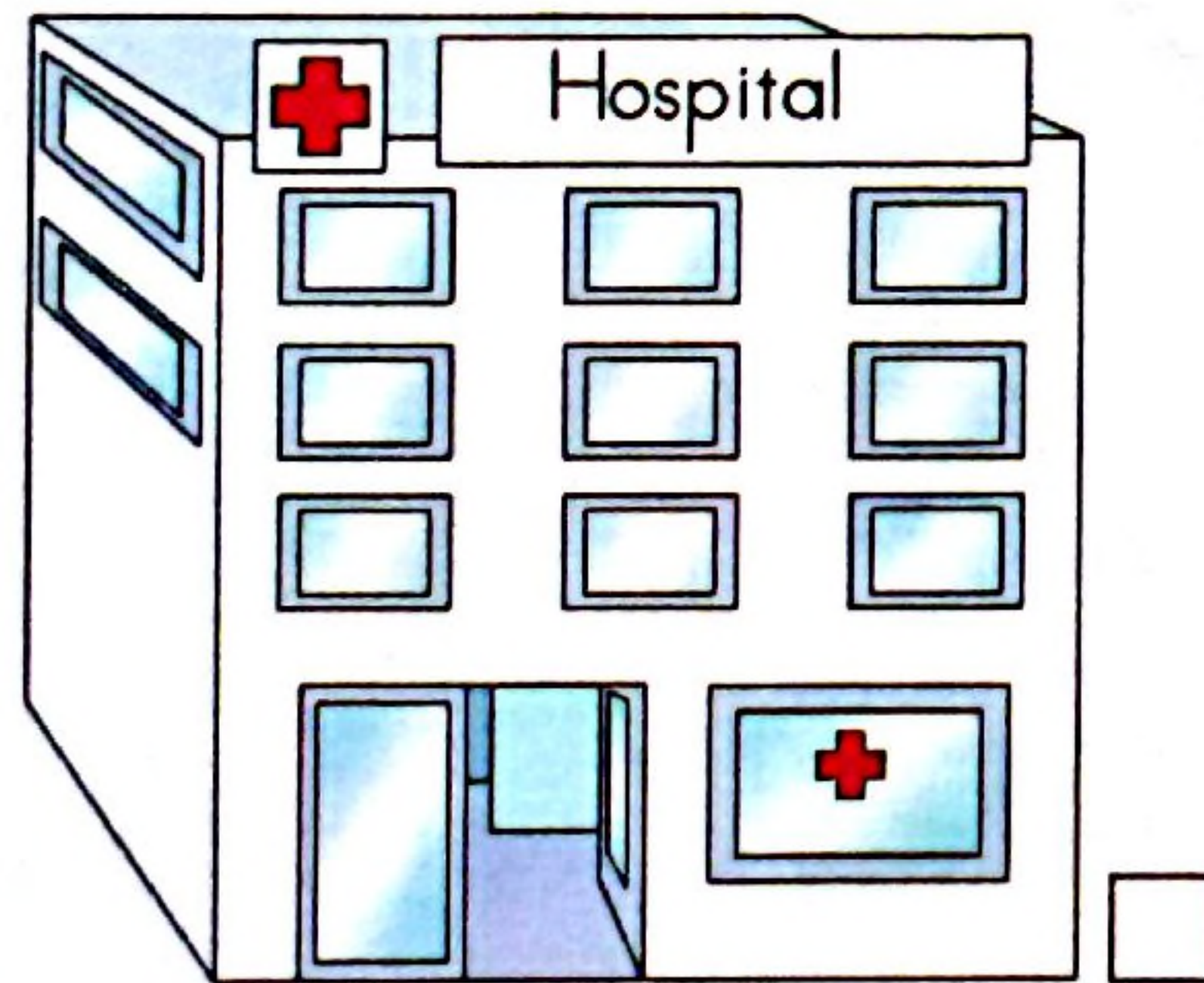

Listen and point. Say.



B25




Listen, point, and say. Check.




Presentation: restaurant, fire station, fire truck, ambulance, hospital, post office

 Trace lines and say.





Count and draw one more. Trace and say.






Listen and say. Stick. Trace letters and draw lines.

Mm milk



mother



moon






mouse







Look and draw.

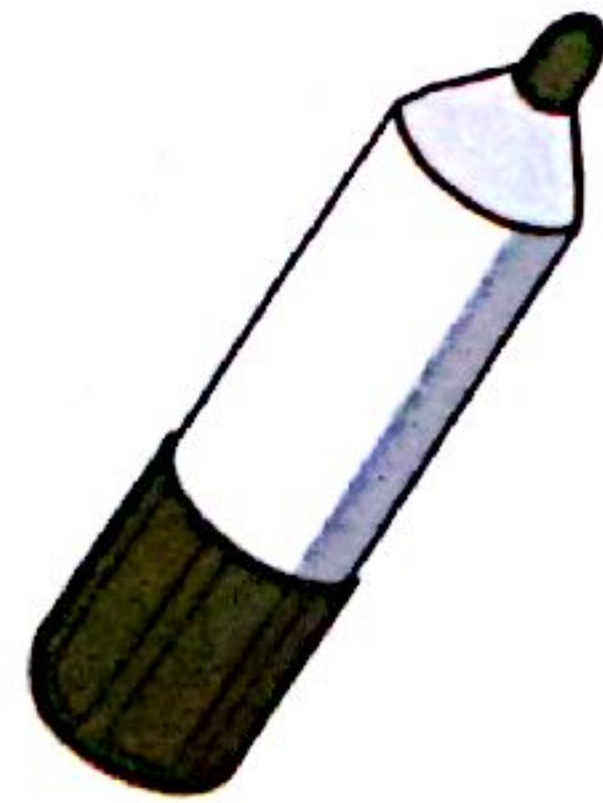
1.



2.



3.






Choose and paste the Cutouts (page 123) and/or draw. Say.






 Thank you.

 You're welcome.

© Pearson Education, Inc. All rights reserved.



 Oh no! Look! My doll!



I see a hospital.



Please help me.



OK.

Keep Places Clean

values


 Cut and paste. Say.



 Your turn. Draw, cut, and paste.

Our Street

Cut, paste, and draw.






Listen. Draw the paths and say. Stick.

Unit 8
GOOD
JOB!

Where is the ambulance going?

It's going to the hospital.



9




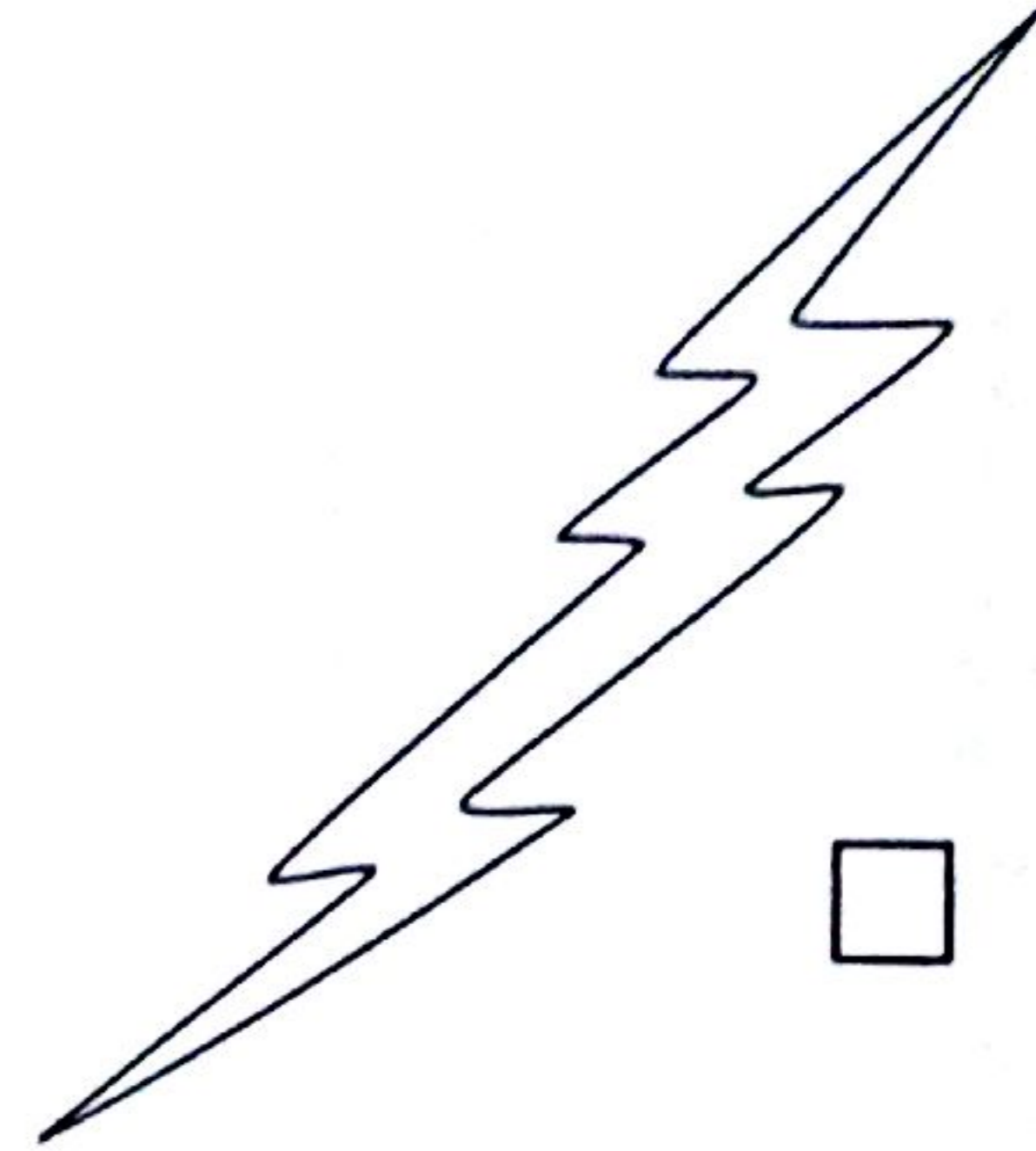
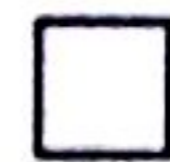

The Sky

Listen and point. Say.





Listen, point, and say. Check.






Count the flowers and draw one more. Trace and say.




Count and draw one more. Trace and say.



Practice numbers/objects in nature




Listen and say. Stick. Trace letters and draw lines.




lion



lollipop



lemonade




Listen and say. Trace. Draw.

1. Mm



2. Ss



3. Ll




4. Ff






Choose and paste the Cutouts (page 125) and/or draw. Say.






 **Look! A rainbow!**


 **Wow! A rainbow!**

B46

The Rainstorm



 **Look at the clouds!**

 **I see a duck!**



Uh, oh! I see rain!



I feel rain!



Run!



We see lightning!

Respect Nature

values






Draw more butterflies. Say.





Our Rainbow

Draw. Paint with your hands.



B47



Listen. Follow the path and say. Stick.




Unit 9
GOOD
JOB!



What do you see?



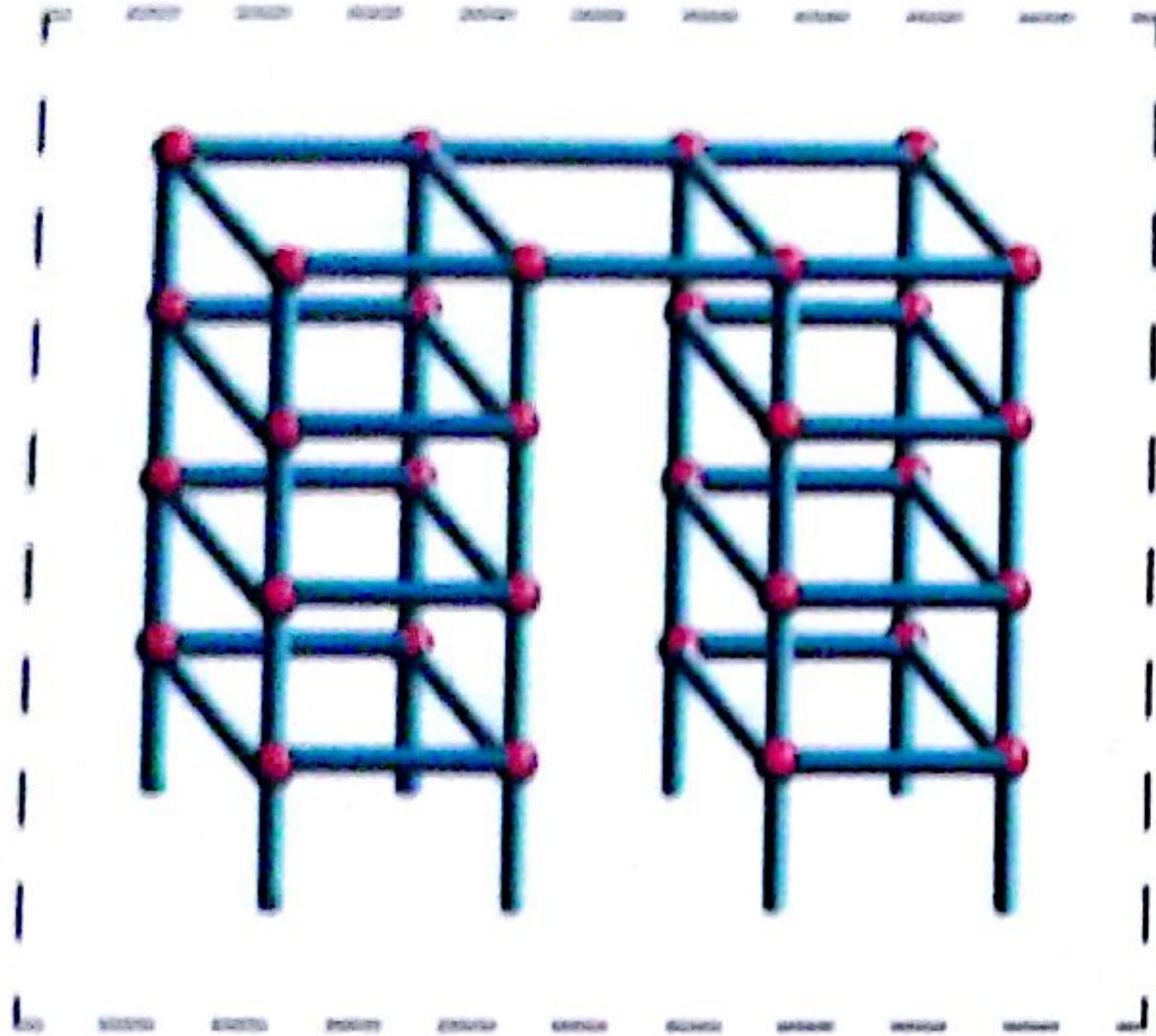
I see clouds.








Good-bye!


✂ Cutouts for Page 8



✂ Cutouts for Page 20






✂ Cutouts for Page 32












✂ Cutouts for Page 56












✂ Cutouts for Page 68








✂ Cutouts for Page 80









✂ Cutouts for Page 92





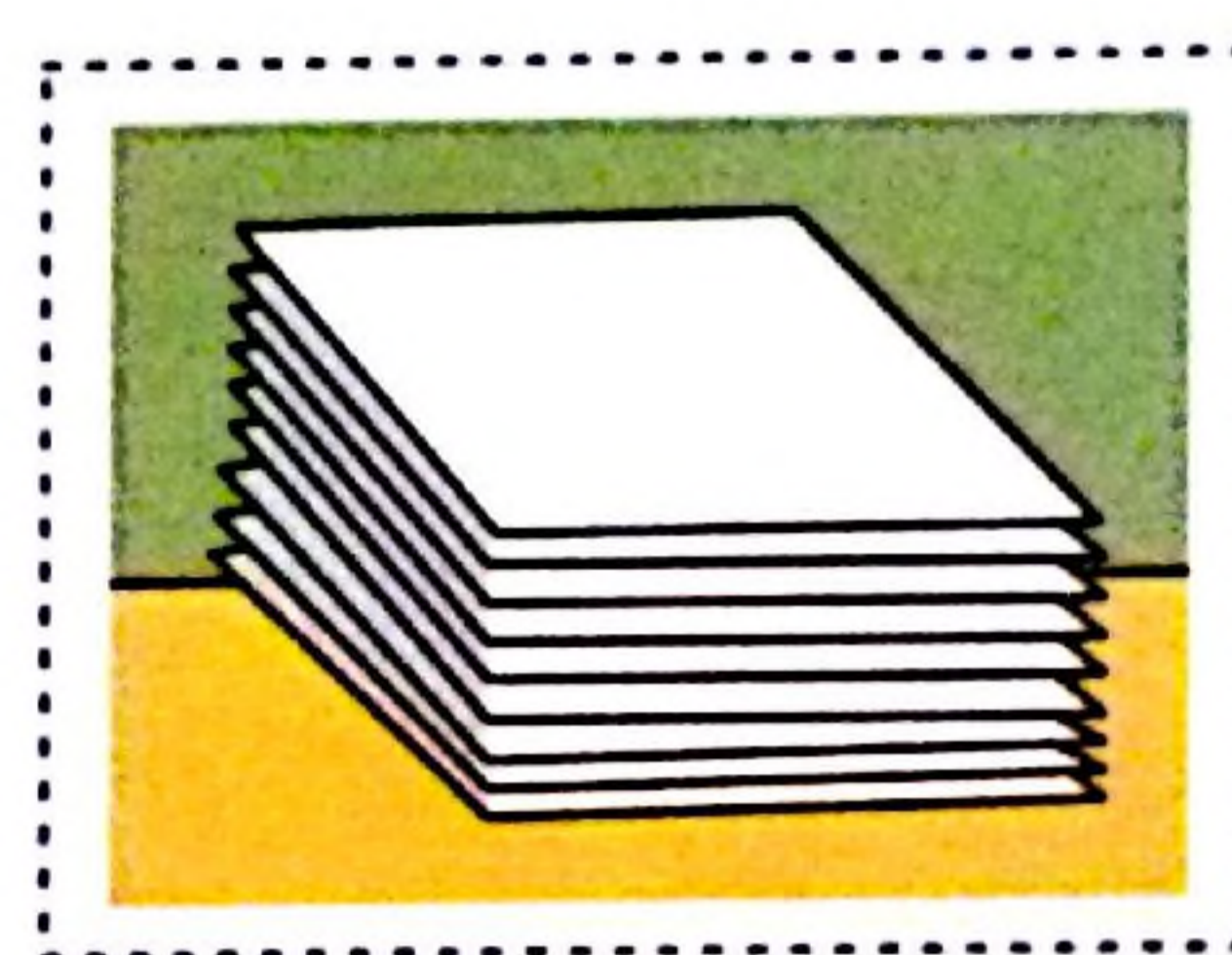
✂ Cutouts for Page 104





Pockets 2, Second Edition – Stickers



Unit 1
Page 6



Unit 2
Page 18




Unit 3
Page 30





Pockets 2, Second Edition – Stickers

Unit 4
Page 42



Unit 5
Page 54





Unit 6
Page 66





Pockets 2, Second Edition – Stickers

Unit 7
Page 78



Unit 8
Page 90



Unit 9
Page 102



Pockets 2, Second Edition – “Good Job!” Stickers



Pockets 2

Second Edition



Reach into *Pockets, Second Edition*, for a happy, productive English classroom! This popular four-level course for children aged two to five features an easy-to-use, five-step pedagogy that supports language acquisition and skills development.

New to the second edition

- fun hands-on projects
- a values curriculum
- more math content
- dialogue-enhanced assessments
- photographs for a real-life connection
- student CD-ROMs
- new songs and chants
- a Reading and Writing Workbook with Teacher's Notes
- a new level for two-year-olds

Components

- Student Book with CD-ROM (Levels 2 and 3)
- Workbook with Songs and Chants CD
- Reading and Writing Workbook (one for program)
- Interleaved Teacher's Edition
- Class Audio CD
- Large-format Picture Cards
- Large-format Posters
- Teacher's Bonus Pocket (one for program)
- Mascot Puppet
- Video (DVD) with Guide
- Big Book with Teacher's Notes
- Companion Website



Pockets Companion Website
<http://www.pearsonlongman.com/pockets>



After Pockets,
move on to Backpack!

ISBN-13: 978-0-13-603878-6
ISBN-10: 0-13-603878-6

